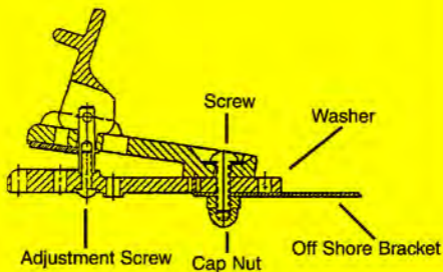




"The Original"
Pkg. of 1
"The Ultimate Release"

**OR18
SNAPPER ADJUSTABLE TENSION
IN LINE PLANER BOARD
RELEASE, BLACK**

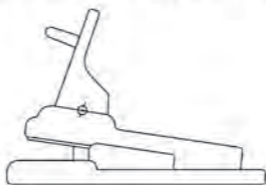
This release is made to attach to the bracket of our OR12 Side Planer boards by using the cap nut that came with your boards (cap nut not supplied in this package). You adjust the clamp pressure by tightening or loosening the adjustment screw.



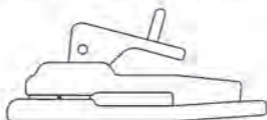
Keep up to date on all new products and
tips by visiting our website at:
www.offshoretackle.com

"Your Leader in Trolling Technology"

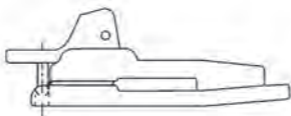
HOW TO USE YOUR SNAPPER RELEASE



Open jaws to receive or release line.



Close jaws in the manner above to secure line or if you prefer to have the release slide down your line position the lock pin in the manner below.



Use ORRP8SN replacement pads.



OFF SHORE TACKLE COMPANY LLC
PORT AUSTIN, MI