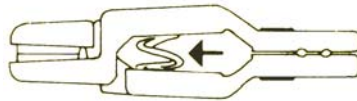




## OR19BWW ADJUSTABLE HEAVY TENSION PLANER BOARD AND IN LINE PLANER BOARD RELEASE WITH QUICK CLIP AND SPLIT RING, ORANGE

(Retail package will contain 100 Orange Releases, 100 Quick Clips and 100 Split Rings).

You can adjust the tension of the release by positioning the spring as shown below.



Heavy Tension

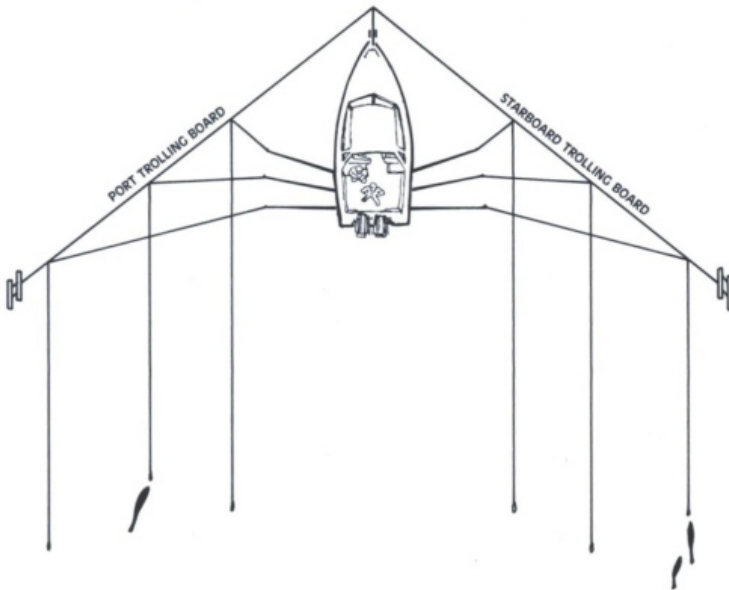
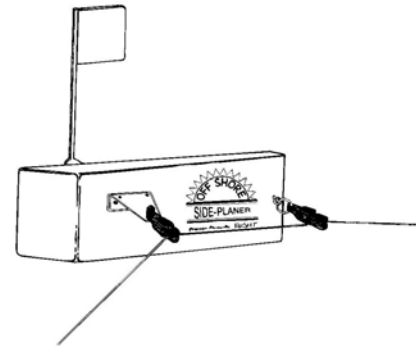


Light Tension

### HOW TO USE YOUR PLANER BOARD OR IN LINE PLANER BOARD RELEASE

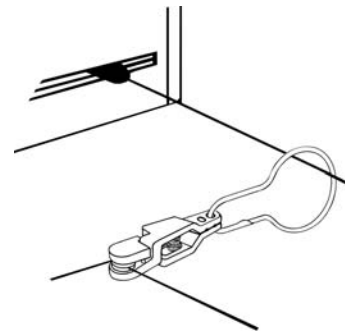
With Hard Pulling In Line Planer Boards:

Attach the OR19 to the tow point of the in line planer board (use a split ring if needed for attachment).



With Hard Pulling Planer Boards:

Attach the quick clip to the planer board tow line, then place the fishing line in the release and let the release slide down the tow line toward the planer board.



### PAD CARE

For long storage, place a piece of cardboard between the pads to keep them from sticking together or being pulled off. Use ORRP16 replacement pads.