



0 23072 10194 9

Chairman of the Boards BRUCE DESHANO
COO NICK DESHANO
Editor MARK ROMANACK

Volume 25, 2018



The OFF SHORE RELEASE

Your Leader In Trolling Technology www.offshoretackle.com

Printed by Stafford Printing



The “Chairman of the Boards”, Bruce DeShano with a slab crappie caught while perfecting the OR38 Awesome Crappie Board.

**Tips and Techniques brought to you by
Your Leaders In Trolling Technology,
Off Shore Tackle LLC and Riviera Trolling Systems**




Volume 25, 2018

Chairman of the Boards BRUCE DESHANO
COO NICK DESHANO
Editor MARK ROMANACK

The OFF SHORE RELEASE

Your Leader In Trolling Technology www.offshoretackle.com

Printed by Stafford Printing



Keith Kavajecz is a long time member of the Off Shore Tackle Pro Staff team of professional anglers that has had great success using Off Shore Tackle products.

**Tips and Techniques brought to you by
Your Leaders In Trolling Technology,
Off Shore Tackle LLC and Riviera Trolling Systems**



0 23072 10194 9

OFF SHORE TACKLE'S ON THE MOVE

BY: NICK DESHANO

Off Shore Tackle (OST) enjoyed another successful year in 2017 and has already embarked on even more ambitious goals for 2018. New product introductions rank as one of the most important ways that OST keeps their marketing edge razor sharp. In 2018, Off Shore Tackle will come to market with not one or two new products, but three unique product categories aimed at insuring OST remains firmly at the top of the trolling industry. From product conception to completion the process of developing new items for our extensive line up of trolling products is not only time consuming, but at times frustrating and always expensive. It routinely takes two or even five years in the prototype stages to iron out the bugs and glitches new products inherently experience.

Our extensive Pro Staff of professional anglers, charter captains, tournament pros and media celebrities are a tough bunch of guys and gals to impress. Ultimately, it's these individuals who are tasked with determining when and if a product is ready for release to the public.

It's these dedicated anglers that put our products through literally torture testing long before the recreational angler can buy or use our products. What we learn during the prototype period allows us to refine products, but the learning curve doesn't stop there. Off Shore Tackle is constantly evaluating and refining their products to make them as functional and affordable as possible.

OR38 AWESOME CRAPPIE MINI BOARD

You asked for it and Off Shore Tackle has delivered. The OR38 Awesome Crappie Board is a floating, mini planer board ideal for trolling using light tackle. Essentially we added a buoyant floating chamber to the top of the OR34 Mini Planer Board. This small, but critical improvement allows the OR38 to pull more weight, plane further to the side of the boat and makes it easier to set.

In addition to being the ultimate board for targeting crappie and other panfish species, the OR38 works beautifully for a wealth of other species and trolling situations. Even better, the Awesome Crappie Board has an awesome price tag, making it less expensive for anglers to get involved in the fun and excitement of trolling using in-line planer boards.



THE OR39 SAM'S PRO RELEASE

The OR39 Sam's Pro Release is not a new product, but new to the Off Shore Tackle line up of "special purpose" line releases in the spring of 2018. Produced by the Silver Horde Company, the Off Shore Tackle Pro Staff have been using this release for several years and has found it the best option for the angler who wants to use super braid and fused fishing lines, but also wants to rig the boards to release from the bracket. The anglers who will immediately see a niche for

this unique line release are those who fish sinking lines like lead core, copper line and the new weighted stainless steel wire that are routinely rigged with a super line as the backer line. The other clear application is among anglers who use super lines as their main line and prefer to "trip" their boards as well. The unique design of the OR39



THE OFF SHORE TACKLE MISSION STATEMENT



Our company's foundation is based on presenting products to the consumer that result in a more productive fishing experience. We strive to use the best available materials that are as eco friendly as possible. Our products are "Often Imitated but Never Duplicated". You can buy cheaper products, but you can't buy better designed, built, longer lasting or more functional trolling products than those produced by Off Shore Tackle and Riviera Trolling Systems. That's why Off Shore Tackle LLC remains your "Leader in Trolling Technology."



Nick DeShano, COO of Off Shore Tackle, and his son Ari, make spending time on the water together a priority with using Off Shore Tackle products, of course!

Sam's Pro Release allows slippery and hard to hold super lines to be wrapped around a plunger that fits snugly into a jettison bracket. When a fish is hooked the plunger pulls free from the bracket and the line unwraps creating a smooth, effortless and trustworthy line release for all braided and fused line types.

Starting in 2018 Off Shore Tackle will be exclusively marketing the OR39 Sam's Pro Release and offering it through their extensive line up of fishing tackle retailers coast to coast. The OR39 Sam's Pro Release can be used with the OR12 Side Planer, OR38 Awesome Crappie and the OR37 SST Pro Mag boards.

OR40 EZ CRANKBAIT TUNER

Available in the spring of 2018, the OR40 EZ Crankbait Tuner is one of the most unique products ever introduced by Off Shore Tackle. This patented tuning tool features a unique spring tension setting that allows anglers to fine tune adjustments to the pull point of a crankbait in ways previously never possible.

Tuning a crankbait to make it run straight in the water is a trial and error process, but the OR40 EZ Crankbait Tuner makes this process easier and less time consuming. The OR40 EZ Crankbait Tuner features a resettable slip jaw design to eliminate over bending the pull point wire and potentially damaging a crankbait, which can happen easily with conventional pliers. While there are a few exceptions, the vast majority of crankbaits can be easily and perfectly tuned with the OR40 EZ Crankbait Tuner.



SUMMING IT UP

The "Off Shore Release" newspaper is a wealth of fishing information and will be distributed again this year free of charge at retailers nationwide, at a host of consumer boat/sport/fishing shows across America and in PDF format on our website at www.offshoretackle.com.

At the sports shows, be sure to stop by our booth to pick up a FREE copy of the "Off Shore Release" and feel free to ask our knowledgeable staff any questions you might have about trolling in specific or fishing in general. Our Pro Staff are hand picked for their knowledge of fishing, communication skills, willingness to share their knowledge and professionalism.

At Off Shore Tackle it's our mission to help other anglers to be more successful on the water. No matter what species you're after or where you live and fish, this is why we are the "Leader in Trolling Technology".

SMALL, MEDIUM, OR LARGE

BY: MARK ROMANACK

The time once was when in-line planer boards were all pretty much the same size. Those days are gone because one size planer board simply can't handle all the trolling chores an angler is likely to encounter. Matching up the size of a planer board to the specific presentation at hand is the fast track to planer board trolling success.

Thankfully Off Shore Tackle makes three in-line planer boards including the OR38 Awesome Crappie Board, the OR12 Side Planer and the OR37 SST Pro Mag. No matter what species, baits or trolling rigs an angler embraces, one of these boards is the perfect choice.

OR38 AWESOME CRAPPIE MINI PLANER BOARD



The OR38 Awesome Crappie Board features a buoyancy chamber (float) glued to the top of the board. This small, but important feature allows the OR38 to ride upright in the water making the board easier to set, allowing it to plane to the side better and also carry more weight! (If you purchased the OR34 Mini Planer Board in the past, you can now purchase the float, FLT BE, from www.offshoretackle.com to add the float as well).

Designed for the angler who wants to use light rods and lines to maximize the trolling experience, the OR38 is indeed an Awesome Crappie Board that does a magnificent job of pulling crappie sized crankbaits, small jigs, live bait and spinner rigs. Perfect for targeting suspended schools of crappie, bluegill, white bass and hybrids, the OR38 was designed so an angler didn't have to invest in expensive boards, line counter reels and trolling rods.

The Awesome Crappie Board could also be named the Awesome Steelhead Board because this mini size planer is perfect for fishing wobbling plugs in rivers for steelhead and salmon. Ideal for drop back fishing from an anchored boat or slipping the current with a drift boat, simply let your favorite wobbling plug out behind the boat and clip the board onto the line, drop the board into the water and let the current carry the lure and board out to the side.

A good set up when fishing drop back style is to fish two rods straight out the back, two additional rods out the back with the rod tips positioned perpendicular to the boat gunwale and finally a board rod out each side. This classic six-rod set up spreads out the lures and covers the maximum amount of water. Always consult with local fishing regulations to see how many lines are allowed per angler.


Lots of anglers enjoy fishing from shore or wading and using the OR38. Because the OR38 is re-

versible (just by reversing the direction of the bracket) it can be easily fished from either bank. Simply cast out a desired lure, attach the board onto the line using both the OR10 release on the bracket of the board and the OR16 Pro Snap Weight Clip at the tail of the board. Pitch the board into the water and let the current carry it out away from the bank.

The buoyancy chamber insures that the OR38 hits the water perfect every time. Board fishing from the bank or while wading is a unique way of positioning plugs into places that would be impossible to cast a lure into. Steelhead, salmon and trout love to hang out in log-jams, undercut banks and trees that have fallen into the water. These places are tough to fish with traditional tactics, but tailor made for using a board to steer a wobbling plug or in-line spinner into position.

Besides being popular with crappie trollers and also stream trout and salmon anglers, the OR38 works well for trolling crankbaits for a wealth of other species. Early in the spring before weed beds have developed, trolling shallow diving stick baits over the tops of these weed flats can be a deadly way to target walleye, largemouth bass, smallmouth bass and even northern pike.

OR12 SIDE PLANER



Clearly the in-line board that does the heavy lifting from a trolling perspective, the OR12 is the board all others are compared to. Designed by a team of professional walleye trollers, the OR12 has become the most popular in-line board on every walleye tournament trail across the nation. Literally everywhere anglers fish walleye professionally, the planer board of choice is the Off Shore Tackle OR12.

The OR12 handles all the popular lures and live bait rigs routinely fished by walleye anglers including crankbaits, in-line weights with spinners, lead core line set ups and even bottom bouncer and spinner rigs. The workhorse of planer boards, one of the reasons the OR12 has become so popular is this board can be fished with a wide variety of line types by simply choosing appropriate line releases.

The OR12 is factory supplied with an OR19 (orange) line release on the bracket and an OR16 Pro Snap Weight Clip mounted to the tail of the board. This configuration is ideal for trolling with monofilament and also fluorocarbon line.

The anglers who prefer to fish with super braids will want to set up the OR12 with a OR18 Snapper Release on the bracket of the board. This cam operated line release features a set-screw tension adjustment that insures slick super braid lines are held firmly in the release jaws.

Another release option gaining in popularity among anglers who fish super braid is the (OR39) Sam's Pro Release. This unique release requires wrapping the line a few times around a plunger that is in turn pushed into a friction housing. Most commonly attached to the bracket with a split ring, boards rigged with the Sam's Pro Release are ideal for trolling with super braids or when using sinking lines like lead core, copper or weighted stainless wire that routinely feature braided backing line.

The OR12 is the board of choice for a host of trolling situations and clearly America's favorite in-line board. Designed and manufactured in the good ole USA, the OR12 costs a little more, but it is clearly the "best" board on the market.

THE OR37 SST PRO MAG



The largest planer board in the Off Shore Tackle line up is the OR37 SST Pro Mag. This "super sized" in-line board was designed for heavy duty trolling chores. The larger size and buoyancy of the SST Pro Mag allows this board to pull long lengths of sinking lines like lead core, braided copper and weighted stainless steel wire often associated with Great Lakes trolling for trout and salmon. The SST Pro Mag can also be used to troll non-directional divers like the popular Off Shore Tackle OR36 No. 3 and Magnum Tadpole Diver, heavy in-line weights and Snap Weights.

The SST Pro Mag is also the board of choice among muskie trollers who often pull oversized crankbaits and bucktails with two, three or even four ounces of weight in front of the lure! In short, the SST Pro Mag is the answer for anglers who troll with the heaviest gear and at the fastest trolling speeds.

SUMMING IT UP

What helps make Off Shore Tackle in-line boards so popular is they work and work well. These unique boards come factory rigged ready to fish and the versatile design allows anglers to mix and match a wide variety of line releases for specific trolling applications. After market board accessories for your OR12 Side Planer like the OR12TF Tattle Flag™ Upgrade Kit and OR12TFEK Economy Tattle Flag™ Upgrade Kit make Off Shore Tackle your undisputed "Leader in Trolling Technology".

FLAG STORAGE TIP

BY: JOHN CLAUS

Have you ever had the flags on your Off Shore Tackle OR12 Side Planer boards get bent from being shoved into storage compartments in the boat? You bet. A simple trick eliminates that problem and keeps my flags as straight as an arrow, looking great and functioning even better.

A lot of guys and gals are converting their original Off Shore Tackle OR12TF Tattle Flag™ boards with the improved flags (and improved tabs) that feature added holes on the flag stem for increasing the spring tension on your Tattle Flag™ set up.

Attaching the improved flag involves lowering the wire to fit in the new hole molded into in the improved black plastic tab on the back of the board which holds the foam in place.

The old hole for the wire near the top edge of the board is the perfect place to insert an extra screw eye. The screw eye when turned sideways is just enough to catch on the flag and hold it in the down position for storage. When it's time to fish, simply pull the flag free from the screw eye and let the Tattle Flags™ wave!

GETTING THE “DROP” ON BETTER WALLEYE



Captain Eric Hirzel is a fan of Off Shore Tackle products and one of the more popular charter captains in Ohio. To book a charter contact Eric at www.eriegoldwalleyecharters.com

BY: CAPTAIN ERIC HIRZEL

Lake Erie is famous for producing a “suspended” walleye bite that produces fish day in and day out. In the spring after the spawn and all summer long Erie walleye are commonly found suspending in the water column and targeting their favorite forage the emerald shiner. Sometimes as anglers we get so focused on those obvious suspended fish marks, we forget about targeting a whole different population of walleye that are routinely found near bottom.

BOTTOM FISH ARE BIGGER

Walleye found hugging the bottom aren’t always the bigger fish, but on average deeper fish tend to be higher quality fish. That goes double these days because Lake Erie is literally overrun with small walleye thanks to several back-to-back successful spring spawning hatches. Catching fish isn’t the issue now days, it’s finding the better average size fish that is becoming a challenge.

DROPPER RIGS

One of the best ways to target bottom-hugging walleye is with an Off Shore Tackle OR20 series Guppy Weight and OR16 Pro Snap Weight Clip. When fishing the bottom with Guppy Weights I rig my OR16 Pro Snap Weight Clips with a dropper of monofilament tied between the OR16 and the Guppy Weight. I generally let my spinner back behind the boat 15 to 25 feet then clip the OR16 dropper rig on the main line. Once the weight is clipped onto the line, I free spool the weight until it makes contact with bottom. At this point I have the option of either flat lining the rig straight out the back of the boat or adding an Off Shore Tackle OR12 Side Planer Board to present this rig out to the side of the boat.

Fishing with a dropper is deadly anytime walleye are found near bottom, but this unique presentation is especially useful when fishing on those days when the waves are rolling. The dropper rig helps to take some of the surge out of the line when trolling in rough seas. This in turn keeps the trailing harnesses moving at a more consistent trolling speed and also helps to present the bait more precisely in relation to the bottom.

By varying the length of the dropper, I can control how far my harnesses are presented off bottom. Just like fishing an ordinary Off Shore Tackle Snap Weight set up, when a fish is hooked reel in the fish and remove the OR16 when it nears the rod tip, then continue to fight the fish to net.

Fishing the OST Guppy Weight in combination with a monofilament dropper and OR16 Pro Weight Clip is easy, effective and the fast track to targeting larger average sized walleye on Lake Erie.

MAKING FRIENDS WITH DOWNRIGGER RELEASES

BY: MARK ROMANACK

Over the years I’ve seen a lot of unusual things used as downrigger line releases. As anglers, we’re all guilty of trying to save a buck, but when it comes to getting the most from downriggers, home made or improvised downrigger line releases are a bust.

The typical electric downrigger these days costs more than a thousand bucks, so why in good conscious would anyone think a two cent office rubber band is the best line release?

Getting the most from downriggers requires getting the most from line releases. Frankly, without a functional and dependable line release, the investment in downriggers is wasted money.

Off Shore Tackle produces three different models of full size downrigger releases and two different stacker releases designed to function flawlessly with any terminal tackle gear an angler might troll and also at all practical trolling speeds.

OR1 MEDIUM TENSION DOWNRIGGER RELEASE

The original Off Shore Tackle product and still one of the best selling items in the line up, the OR1 (black) was designed and built at a time when downriggers were the king of depth control fishing in the Great Lakes. A lot of charter boats and even weekend warriors in the day fished as many as five riggers!

These days the typical boat is equipped with a more modest number of downriggers, but the need for quality downrigger line releases is still just as critical to fishing success. The OR1 was designed around general purpose salmon, trout and steelhead trolling, but this release is also just as functional for targeting striper, brown trout and even trophy walleye.

The OR1 will function flawlessly with monofilament and fluorocarbon lines from 10 to 25 pound test. This release functions best when spoons, spinners or plugs are used for terminal tackle.

OR4 LIGHT TENSION DOWNRIGGER RELEASE

The OR4 is white in color to help anglers recognize it’s light tension, not medium tension downrigger release at a glance. Built with smaller species in mind like coho salmon, brown trout, splake and walleye, the lighter tension of the OR4 makes it perfect for the angler who’s trolling lighter lines and at more modest trolling speeds.

The OR4 line release functions flawlessly with monofilament and fluorocarbon lines ranging in size from 10 to 25 pound test. Perfect for smaller fish and slower trolling speeds, the OR4 fills an important niche in the downrigger line release category.

OR8 HEAVY TENSION DOWNRIGGER RELEASE

The OR8 (red) is designed for heavy duty trolling chores often associated with pulling big rotators with cut bait rigs or flies, faster trolling speeds and when fishing with big lures for species like muskie and saltwater fish. The double spring design of the OR8 insures that anglers can troll at faster speeds and with larger gear, without fear of false releases. The bright red color of the OR8 also makes it easy to note that this line release is a heavy tension model.

The OR8 also features a heavy-duty cable and snap combination that’s a little longer than those provided on the OR1 and OR4 releases. The reason for the longer choker is it allows the rod tip to have more freedom of movement, making it easier to detect subtle strikes when fishing deep or at high trolling speeds.

ADJUSTING RELEASE TENSION

The OR1, OR4 and OR8 all come with factory set spring tensions. For the best results bury the line near the back of the rubber pads. That stated, each of these releases can also be custom tweaked for tension by simply placing the line a little closer to the front of the rubber pads.

There is another little trick that serious downrigger anglers have been using for decades. At Off Shore Tackle we call it the “line loop trick” because this trick virtually eliminates false releases, insures positive hook ups and also makes it easy to trip the release for switching out baits or when a small or non-target fish has been hooked.

To use the “loop trick” simply let out the desired amount of trolling lead and grab the fishing line near the rod tip. Wrap the line around your index finger and give the line a few quick spins to create a small loop of line. Place the twists of line between rubber release pads near the back of the release, allowing the created loop to remain exposed from the release.

This trick doubles the line diameter so the release has lots of real estate to grip onto, but with a little tug of the rod tip the loop pulls free and the line is smoothly released from the rubber jaws. This slick and easy to master trick is ideal when fishing with medium and heavy tension downrigger releases and the same trick can also be applied to planer board releases as well.

SUMMING IT UP

A downrigger is an awesome tool for depth control fishing, but without a quality line release even the most sophisticated and expensive riggers are useless additions to a fishing boat. Invest a little money in quality line releases and stop the cussing at those “cheap” alternatives that never function like they are supposed to. In other words... Keep Calm and Troll On with Off Shore Tackle downrigger line releases.



Paige Kuiper caught this impressive King Salmon trolling with a downrigger on Lake Michigan. Using the right downrigger lines release insures better hook up ratios and more landed fish.

THE NEW OR40 EZ CRANKBAIT TUNER

BY: MARK ROMANACK

Crankbaits are awesome fish catching lures. The problem with these popular fishing baits, as any seasoned angler will attest, is that not all crankbaits come tuned and ready for action right out of the package. A properly tuned crankbait will dive straight down into the water, achieving not only it’s maximum action, but just as importantly the maximum diving depth.

Unfortunately, most crankbaits tend to run left or right of center a few degrees. To the unknowing angler this seemingly harmless transgression might go unnoticed. The fact is, crankbaits that are even slightly “out of tune” simply don’t catch many fish!

Learning to tune a crankbait is a skill set that every angler should master. Crankbaits are widely used to catch almost every popular species including largemouth and smallmouth bass, walleye, pike, muskie, trout, salmon, striped and even panfish species like crappie. Crankbaits are also equally effective when casted or trolled.

Thankfully Off Shore Tackle’s new OR40 EZ Crankbait Tuner that will be available in the spring, makes the job easier than ever before. These unique tuning pliers feature a long and short jaw design and also an adjustable spring tension setting making it possible to tune any crankbait from magnum sized muskie baits right down to panfish sized lures.

To use the OR40 EZ Crankbait Tuner simply place the long jaw on the edge of the crankbait’s diving lip and the short jaw on the wire loop molded into the lure’s diving lip. This wire loop is known as the “pull point” and different crankbaits have different thickness and stiffness pull points.

The beauty of the OR40 EZ Crankbait Tuner is the adjustable jaw tension makes it possible to dial in the perfect tension setting for virtually any crankbait large or small. Once the long jaw is on the lure’s diving lip and the short jaw on the pull point wire, give the handle a little squeeze. You’ll feel the ratcheting jaw click. Once the jaw clicks, reset the jaw by pushing the short jaw closed against the long jaw. Now the OR40 EZ Crankbait Tuner is reset and can be used again to make another minute adjustment to the pull point.

Tuning a crankbait is a trial and error process. Sometimes these lures are running to the right of center and sometimes they pull to the left of center. If the lure is pulling to the right of center, the pull point must be bent slightly to the left to compensate. If the bait is running left of center, the pull point must be bent to the right.

If the lure is not diving straight down into the water, make an appropriate adjustment using the OR40, then cast the lure and retrieve it at a fast pace to observe how the bait is running. A fast moving crankbait will personify any imperfections in the “tune” by clearly showing if the bait is running left of center, right of center or straight down in the water.



It typically takes several adjustments to get a crankbait running perfectly straight in the water. Because different crankbaits use different thickness pull point wires, the tension it takes to adjust one lure varies from the next. This is precisely why the OR40 EZ Crankbait Tuner is superior to using an ordinary pair of needle nose pliers. Once the correct jaw tension is determined for a particular model of crankbait, the OR40 EZ Crankbait Tuner can be used to tune a pile of those lures in no time.

Tuning up a bunch of lures ahead of time saves time while fishing and insures all your favorite crankbaits are working properly. Casting a crankbait from a fixed shore position or while dead drifting in a boat is the absolutely best way to tune a crankbait. Cast the lure, lower the rod tip to the water, point the rod tip directly at the bait and reel fast to determine if the lure is diving straight or wandering to the left or right of center.

Crankbaits can also be tuned from a boat while trolling. However, trying to tune a crankbait out the back of the boat generally doesn’t work very well. The water disturbance created by the spinning prop and also the water displacement of the hull creates unstable water that can cause a crankbait to run erratic. It’s best when trolling to

move forward in the boat and test how crankbaits are running by pulling them about in the middle of the boat.

Any crankbait can be tuned to perform better and often when a lure has caught a few fish it will get knocked out of tune. A fish struggling in the net is all it takes to knock a crankbait out of tune.

Check your lures often to insure they are running correctly and don’t hesitate to tune a lure that’s even slightly out of adjustment. The time spent tuning crankbaits will certainly put more fish in the boat. Off Shore Tackle’s new OR40 EZ Crankbait Tuner is going to revolutionize how anglers approach the problem of crankbaits that simply don’t run right.

BIG BOARDS FOR BIG GILLS

BY: JAKE BRANDT

Big bluegills are a blast to catch and sometimes these amazing fish are found in mixed schools with walleye. When two popular species school up together, it’s the recipe for an epic day on the water and a delicious meal at home. This is exactly what my dad, Jim Brandt, and I stumbled upon. We were pre-fishing for a walleye tournament so the goal for the day was to find some quality fish.

It was late spring and the walleye were still shallow. We started on some old way points from years past in 4-5 feet of water. We were trolling small #7 floating Rapala’s behind OR12 Off Shore Side Planer boards rigged with the OR12TF Tattle Flag™ Upgrade Kit’s. It wasn’t long before the flag on my inside board went down and the board drifted back slowly and steadily. I grabbed the rod and there was less weight than I had expected but was I was still certain I had hooked my first walleye of the day.

Once the board was removed from the line, I could tell immediately the fish on the other end wasn’t a walleye. When I got the fish to the boat I couldn’t believe my eyes, it was a hog bluegill! I took a picture to send to my friend and threw it in the box thinking maybe we’d get a couple more. Some time passed with only a few rock bass and a pike so we decided to make a pass shallower before heading to our next spot. We moved into 3-4 feet of water and it didn’t take long for the madness to begin.

We started catching walleye, a few bass and big bluegills! We were catching so many bluegills that we decided to decrease the tension on the springs of our Off Shore’s Tattle Flags™. The improved Tattle Flags™ have added holes on the flag stem making it easy to increase or decrease spring tension settings. Setting the Tattle Flags™ with a softer spring tension made all the difference because not all the bluegills were giants. Some of the smaller ones, weren’t pulling the flag down on the heavier setting.

For the next hour the action was fast and furious. In a span of about 70 minutes we ended up with five keeper walleye and 15 brute bluegills. If we didn’t need to pre-fish for the walleye tournament, we would have certainly stayed longer since walleye tournaments are about finding big walleye, not big bluegills.

It was a lot of fun trolling OR12 Side Planer Boards for big bluegills. The improved Tattle Flags™ made adjusting the spring tension a quick and easy process. Tournament or not we’ll be fishing that shallow water again next spring in search of those monster gills.



Tournament angler and outdoor writer Jake Brandt caught this monster bluegill trolling crankbaits with the help of the OR12 Side Planer boards equipped with Tattle Flags™

THE TADPOLE STORY

BY: MARK ROMANACK WITH COREY SYMOENS

As the year winds down, I'm reminded of how lucky I've been to have worked in the fishing tackle industry most of my adult life. My first magazine article was published back in 1985. Little did I know at the time, but that first article would send me on a career path that to date has lasted over 30 years and seems to be picking up steam every year.

Along the way I've had the fortune to work with a number of manufacturers in developing new products aimed at the avid angler. Topping that list is Off Shore Tackle, based out of Port Austin, Michigan. Over 30 years ago I met Bruce DeShano, aka Chairman of the Boards, at a sport show in Buffalo, New York. I was doing fishing seminars and Bruce was on hand promoting his many trolling products.

Bruce is the real deal. Not only is he an exceptional business mind, but Bruce DeShano enjoys fishing as much as anyone I've ever met. The passion for fishing, mixed with his ambition to design, build and sell superior quality fishing tackle is the primary reason that Off Shore Tackle has grown into one of the largest manufacturers producing trolling products in the world.

Working hand in hand with Bruce I've had the opportunity to help brainstorm, design and refine a host of trolling products over the years. The first project I worked on with Bruce was the OR12 Side Planer, widely considered today to be the in-line planer board all others are compared to. When the Side Planer hit the market it wasn't perfect, but it was uniquely different and better than anything previously produced by a long shot. Over time the OR12 Side Planer has enjoyed a number of improvements, refinements and manufacturing evolutions that have kept this product improving, growing in popularity and gaining market share worldwide.

I'm very proud to have been involved in the development of such a popular product, but it was a different project that I'm the most proud of. Many years ago I struck up a rather unique friendship with a gentleman from Sweden who also shares my passion of fishing. His name is Corey Symoens.

Corey was born in the United States, but met, fell in love with and eventually married a lovely lady from Sweden. Corey relocated to Sweden, gave up his US citizenship, but he didn't give up on his passion for fishing or his love of competitive fishing events.

"Fishing in Europe is different than fishing in the United States," says Symoens. "In Europe gasoline is expensive and as a result, cars are smaller and so are fishing boats. The average angler in Europe fishes from modest 16 to 17 foot boats compared to the 20 to 25 foot boats anglers in the United States favor."

The species available to the European angler is also a little different. "Zander are a close relative to the walleye found in North America," says Symoens. "Zander grow larger than walleye and they can live in both fresh and the brackish waters of Western Europe."

Other species like northern pike, yellow perch and Atlantic Salmon are available in Europe, but Corey Symoens focuses most of his attention at catching world class zander and trolling is his preferred fishing method.

I met Corey because he was actively fishing tournaments and had many questions about my Precision Trolling books. Corey contacted me via e-mail, one question led to many others and over the years Corey and I became "pen pals" so the speak. Occasionally, Corey would also call the 800 number at my Precision Trolling office and those conversations further grew our friendship.

Not long after I helped Off Shore Tackle intro-

duce the OR16 Pro Snap Weight Clip and the OR20 Pro Weight System, Corey's attention started focusing on using weights in combination with crankbaits. "At the time I was looking for ways to fish crankbaits deeper and on shorter trolling leads," explains Symoens. "Snap Weights were an interesting means of getting my favorite crankbaits deeper."

That's when our frequent conversations took on a different direction. In Europe anglers often use various kinds of weights to get their trolling gear to depth. Corey spent considerable time explaining to me one of the more unique weight designs. As they say, seeing is also believing and one day a package from Sweden showed up at my door. Inside the package were a small selection of rather crudely built and designed trolling weights in even more crudely put together packaging.

I took those weights to Saginaw Bay and fished them in combination with my favorite walleye spinner rigs and of course used them with the OR12 Side Planer. Immediately I realized another whole category of trolling weight was on the horizon for Off Shore Tackle.

I shared what I had discovered with Bruce DeShano and literally within days, introductory plans for a product now called the OR36 series Tadpole Resettable Diving Weights were underway. The trolling weights that Corey sent me were made of toxic lead, they featured no hardware, were rather crude looking and sported an uninspiring paint finish and the wire used in construction was subject to rust and corrosion.

The resulting Tadpole Divers addressed these weaknesses by being molded from 99.9% lead free material. The tow arm instead of being made of wire was designed right into the mold and fashioned also from the same material. A professionally prepared powder coating finish made the Tadpole Diver look like a million bucks and was equipped with stainless steel snaps for rigging.

Several Tadpole Diver prototypes were developed before Off Shore Tackle released the OR36 No. 1 and No. 2 sizes. Soon after the No. 3 and Magnum versions of the Tadpole were released.

What a lot of anglers don't realize is that developing fishing tackle products takes a tremendous amount of time, money and resources. Off Shore Tackle takes great pride in not introducing products until they have allowed their extensive Pro Staff of professional anglers an opportunity to test and critique the product.

This built in checks and balances system is how Off Shore Tackle insures that their products are both functional and flawless before being released to the public. "The problem with a lot of manufacturers is they rush their products to market," says Bruce DeShano. "There is always pressure to bring products to market and recover the financial investment spent during the development stages. The truth is however, a manufacturer only has one opportunity to "get it right" or they risk having a product fail in the market place."

The Tadpole Divers were originally introduced as a means of trolling popular walleye lures such as worm harnesses, shallow diving crankbaits and spoons. It didn't take long for avid anglers to find a host of other ways to put the Tadpole into service.

One of the first videos produced focusing on the



Mark Romanack was instrumental in bringing the OR36 Tadpole Resettable Diving Weights to market. Thanks to some insight from OST Pro Staffer Corey Symoens of Sweden, who is from the USA, but now lives and fishes in Sweden.

Tadpole Diver was a short vignette called Coho a Go Go. It featured using Tadpole Divers to present Yakima Wobble Glo floating attractors for spring coho salmon fishing in Lake Michigan. This short, but informative video showed that there are a number of creative ways Tadpole Divers could be used to catch all kinds of popular fish species.

WHAT MAKES THE TADPOLE DIVERS DIFFERENT

The resettable design and diving characteristics of the Tadpole made keel sinkers and other in-line weights obsolete. Because the Tadpole has a "Dive Curve" much like a crankbait, it can be used to target very specific depths that can be reproduced again and again. Compared to non-diving in-line weights that are constantly rising and falling in the water column, the Tadpole Diver changed the trolling scene forever.

Tadpoles reach their depths on shorter lead lengths than similar sized in-line weights. This simple but important feature allows anglers to reach their target depths with less "line out" or "feet back" leads while trolling.

Thirdly, the resettable design means that when a fish is hooked the angler is only feeling the struggling fish and not the nagging and undesirable resistance of the diving device. If a fish escapes before coming to net, the Tadpole can be easily reset by giving it some slack line, eliminating the need to reel in the diver, reset it and then deploy the line again.

Perhaps the best feature of the Tadpole Divers is they are easy to use and they work flawlessly every time. Anyone, regardless of angling experience, can master the use of the Tadpole within minutes of using them.

Functional, easy to use, versatile and effective, now that's a list of accolades any angler can smile at. The Tadpole Diver is a unique product, there is nothing like it on the market and it is widely available at tackle shops coast to coast. Isn't it time you tried Off Shore Tackle's OR36 Tadpole Divers to see what all the buzz is about?

WANTED

ATTENTION RETAILERS THAT CARRY OFF SHORE TACKLE PRODUCTS!

We are looking to add you to our list of DEALERS on our website. Please email us at otcproducts@yahoo.com with your company name along with your location and web address (if you have one) for you to be added.

If you happen to be missing out on carrying our products, we would be more than happy to supply you with a list of distributors that would happily accommodate you in adding the Off Shore Tackle products!

THE OR 39 SAM’S PRO RELEASE

BY: MARK ROMANACK

Good news for anglers who love to troll using super braids and fused fishing lines. Off Shore Tackle has reached an exclusive marketing agreement with Silver Horde, producers of the Sam’s Pro Release. “Beginning in the spring of 2018 Off Shore Tackle and Silver Horde will work jointly and exclusively to promote the Sam’s Pro Release to anglers,” says Nick DeShano of Off Shore Tackle. “We’ve been testing the Sam’s Pro Release extensively for several years and feel strongly that anglers who routinely troll with super lines will find this product ideal for fishing with the OR38 Awesome Crappie Board, OR12 Side Planer and the OR37 SST Pro Mag planer boards.”

Soon Off Shore Tackle will start packaging and private label selling the OR39 Sam’s Pro Release through their extensive network of fishing tackle distributors and retail outlets. Silver Horde will also continue to sell the Sam’s Pro Release through their own distributor and retail accounts. The combined marketing efforts of Off Shore Tackle and Silver Horde will help showcase the Sam’s Pro Release and help anglers coast to coast better understand this unique and useful trolling line release.

“In my mind the Sam’s Pro Release is unique in that it allows anglers to use fused and super braid lines, yet still rig their boards to release,” explains DeShano. “The OR39 Sam’s Pro Release incorporates a jettison design that allows low stretch super lines to be wrapped around a rubber plunger that in turn fits into a pressure fit housing. To trip the Sam’s Pro Release the angler only needs to give the rod tip a modest snap. When the rubber plunger pops free of the housing, the super line neatly uncoils from the plunger.”

The Sam’s Pro Release may sound and look complex to use, but actually it takes longer to describe the process of using this release than it does to rig and fish it. Most anglers use an Off Shore Tackle split ring to attach the Sam’s Pro Release to the bracket of their board. At the rear of the board, Off Shore Tackle strongly recommends that anglers rig an OR18 Snapper Release. This cam operated line clip features a set screw adjustment that insures super lines are held securely.

Combining a OR39 Sam’s Pro Release on the bracket and a Snapper Release at the rear of the board allows anglers to rig their boards to release when a fish strikes, but still keep the board pinned to the line. This rigging option enables an angler to stack multiple board lines per side of the boat. Even better when a fish is hooked or a lure simply needs to be switched out, the board can be tripped and that line retrieved without having to clear other board lines.

What makes this unique rigging system work is the ability to trip the line from the Sam’s Pro Release with a little snap of the rod tip. The second the line pops free from the bracket release, the board spins around in the water and no longer planes out to the side. Thanks to the OR18 Snapper Release at the rear of the board, the board remains pegged to the line.


“Using the OR39 Sam’s Pro Release to trip board lines fished using super lines is essentially the same rigging system the popular OR12 Side Planer features with the OR19 (orange) on the bracket and the OR16 (red) Pro Snap Weight Clip mounted to the rear of the board,” adds DeShano. “The difference is the OR19 and OR16 combination is designed to function with monofilament and fluorocarbon lines, not low stretch super lines.”

Anglers who enjoy trolling with low stretch super lines and who also want to release their boards when a fish strikes will find the OR39 Sam’s Pro Release is the solution they have been wanting. The anglers who prefer to keep their in-line boards fixed to the line and planing will find that the OR18 Snapper Release is the best choice. The unique cam action of the Snapper Release virtually guarantees that super lines will not slip through the pads or accidentally pop off the line. Another advantage of the OR18 Snapper is that this release can be used with all popular line types including monofilament, super braid, fused, co-polymer and fluorocarbon lines.

“No doubt the biggest number of anglers who will immediately benefit from the OR39 Sam’s Pro Release are those guys and gals who fish sinking line systems like lead core, braided copper line and weighted stainless steel wire for walleye, striper, trout and salmon fishing,” explains DeShano. “Most anglers who fish sinking lines also use super lines as their backing line. The extra thin diameter of these super lines allows reels to hold more line and also for smaller reels to be used. Most of these anglers stack multiple lines per side of the boat, so the ability to trip a board and keep it pegged to the line is critical.”

It’s safe to say that most of the anglers who fish the OR39 Sam’s Pro Release will also be using the OR12 Side Planer or the OR37 SST Pro Mag boards. The Sam’s Pro Release can also be used on the OR38 Awesome Crappie Board for anglers who want to fish super lines and also rig their boards to release but remain fixed to the line.

Off Shore Tackle is proud to partner with Silver Horde in the marketing and sales of the Sam’s Pro Release. This unique and functional line release is going to re-write the book on trolling, especially among big water anglers who have a love affair with low stretch super lines and fishing as many board lines as possible.



ACCESSORIES NO ONE CAN LIVE WITHOUT

BY: MARK ROMANACK

It’s not just women who love to accessorize their outfits. Anglers of all gender, especially those who troll often with Off Shore Tackle products like the OR12 Side Planer also enjoy accessorizing their boards to deliver maximum fish catching performance.

OR12TF TATTLE FLAG™ UPGRADE KIT

If you have an OR12 you need the OR12TF Tattle Flag™ Upgrade Kit. This kit comes complete with an updated flag, a pair of OR16 Pro Snap Weight Clips, stainless spring, stainless linkage wire and the necessary hardware to convert any OR12 into a Tattle Flag™ board. The Tattle Flag™ is an articulating, spring loaded flag system that allows the flag to tip down when a fish is hooked. For those anglers who struggle to tell when they have hooked a fish, the Tattle Flag™ Upgrade Kit solves that problem once and for all. Also, the Tattle Flag™ is adjustable and so sensitive that when a small fish or even floating debris like chunks of weed are snagged, the flag will ride at half-mast indicating something is amiss.

If you’re not the handy type, don’t worry because installing a Tattle Flag™ Kit only takes a couple minutes and nothing more than an ordinary Phillips screw driver. You can do this.



The improved flags for OR12TF and OR12TFEK Tattle Flag™ Upgrade Kits feature drilled holes on the beefed flag stem for adjusting the spring tension settings, available in both orange and green, most dealers are carrying these replacement flags, but they are also available at www.offshoretackle.com if you can’t find a stocking dealer.

wires and hardware are all available for sale after market. Many dealers don’t carry these parts, so don’t forget you can purchase these hard to find items any time at www.offshoretackle.com to save time, frustrations and money.

OR12TFEK TATTLE FLAG™ ECONOMY KIT

For those among us who like to save money (and who doesn’t) Off Shore Tackle offers the Economy Tattle Flag™ Kit that comes with a stainless steel spring, stainless linkage wire, nylon spacing washer, split ring and the necessary hardware. You simply use the flag and releases on your existing OR12 Side Planer Board to create an even more functional Tattle Flag™ board at about half the price.

IMPROVED GFLGSCR BE (GREEN) and FLGSCR BE (ORANGE) FLAGS

Last year Off Shore Tackle introduced an improved version of their board flags that featured an enhanced flag stem. This enhanced stem has holes drilled in it so Tattle Flag™ users can enjoy the benefit of many new spring tension settings. These enhanced flags are sold separately and in both green (GFLGSCRE BE) and the traditional orange color (FLGSCRE BE).

All newest Off Shore Tackle OR12 Side Planers and OR12TF Tattle Flag™ Upgrade Kits come with these enhanced flags.

IMPROVED TAB BE

Off Shore Tackle has also improved the tab that is located on the back of the OR12 Side Planer that works in conjunction with the improved flags when using your OR12 as a Tattle Flag™ board. The tab (TAB BE) features a lower location point for the Tattle Flag™ wire to give you even more spring tension so Off Shore Tackle suggests that you use the improved tab with the improved flags. The improved tabs are standard on all the newest versions of Off Shore Tackle OR12 Side Planers.

BOARD REPAIR PARTS

Off Shore Tackle takes care of their customers and literally every part of the OR12 Side Planer (as well as the OR38 Awesome Crappie Board and OR37 SST Pro Mag Planer Board) can be purchased separately. From the releases to the split rings, foam panels, brackets, ballast weights, springs, Tattle Flag™

SUMMING IT UP

At Off Shore Tackle our goal is to make every customer happy. Offering after market accessories and also parts helps to keep everyone catching fish and flashing those pearly whites.

ALL ABOARD THE CABBAGE TRAIN

BY: CHAD MALOY

The past few years I’ve have had several friends ask me how to catch walleye during the summer. Most anglers have no problem catching lots of walleye in May and June, but come July they say the fish seem to disappear.

In the early part of the season walleye are easy to catch for two reasons. The first has to do with their food source. Spring and early summer the walleye are feasting on shiners which are cruising the shallows in preparation for spawning. The second is cover or lack thereof. The weeds are just starting to grow and therefore provide little cover for fish or snags to fish among.

So, what happens come late June through summer? The weeds have now become full grown and the bait is no longer concentrated in isolated areas. Most of the bait and many of the walleye are now living in or near the mature weed growth. Walleye are known as a species that favors rock structure, but presented with the right kind of aquatic weed growth, these fish are more likely to be in the salad.

Lots of aquatic weeds attract walleye, but hands down cabbage weed (common pond weed) seems to attract the most fish. Cabbage weed is most often found in patches over soft or marl bottom flats. Common pond weed features broad alternating leaves and a long stem that can grow anywhere from 4-8 feet tall. These common aquatic plants provide the perfect place for walleye to lay in ambush waiting for baitfish to wander by.

The easy part about fishing in the salad is finding the weeds. The tough part is catching the walleye hiding deep in those weeds without being constantly snagged.

Last July my friend Dave and I came across a beautiful patch of cabbage weeds. I told Dave we should try using an Off Shore Tackle OR12 Side Planer to run a leech over the tops of the weeds. The water was crystal clear and we needed to get the bait away from the boat in order to avoid spooking the fish.

The OR12 is the most popular in line planer board on the market. To use an OR12 simply let your bait out the back of the boat the desired lead length and then clip the board onto your line using both the OR19 (orange) line release mounted on the bracket of the board and the (red) OR16 Pro Snap Weight Clip mounted at the tail of the board. Be sure to place the line behind the plastic pin in the middle of the OR16 pinch pads.


Once the board is rigged on the line simply drop the board into the water and troll away while allowing line to play off the reel. When the board is the desired distance away from the boat, click the reel in gear and place the rod in a conveniently located rod holder. Once the board is rigged on the line simply drop the board into the water and troll away while allowing line to play off the reel. When the board is the desired distance away from the boat, click the reel in gear and place the rod in a conveniently located rod holder.

Our rods were rigged up with a 3/8 oz. worm sinker, a small swivel and 4’ of Berkley Trilene 100% Fluorocarbon line with a small Northland Gum-Drop floater tied on the terminal end. We tipped the floater with a jumbo leech.

The cabbage was about 10’ under the surface of the water so we let out enough line that once we started to troll the sinker would just tick the top of the cabbage allowing the leech to float just above it. Every once in a while the sinker would catch a leaf causing the whole rig to stall and then it would pop loose again. Most of the bites would occur immediate after the sinker popped free from the cabbage.

Leeches are the ideal live bait for trolling over the top of cabbage weed patches. Not only do leeches have lots of natural action, they are tough enough to stay on the hook when the sinker or floater catches momentarily on the cabbage weeds.

Combining the Off Shore Tackle OR12 Side Planer Board with a bullet sinker live bait rig is an outstanding way to target walleye living in the salad. This unique presentation gets hot as soon as the weeds are fully developed and produces good results right up until fall when the weeds start to die off.



Chad Maloy is an Off Shore Tackle Pro Staffer and tournament professional.

GOING DEEP WITH CRANKBAITS AND GUPPY WEIGHTS

BY: ZAK JOBES



Zak Jobes is a rising star on the walleye tournament trail. His insights on fishing Guppy Weights to target deep walleye is a must read.

A recent outdoor publication indicated that trolling with crankbaits is the number one winning technique on the Cabela’s National Walleye Tour. This news will come as no surprise to the countless anglers who routinely troll crankbaits behind Off Shore Tackle OR12 Side Planer boards. This fishing strategy is deadly effective regardless of which body of water an angler might fish.

On the tournament trail there are some interesting modifications being conducted to change the action of crankbaits and also to get select baits deeper in the water column for fish relating to bottom. The use of Off Shore Tackle’s OR20 series Pro Guppy Weights allows anglers to troll crankbaits significantly deeper in the water column.

Fishing a Guppy Weight in front of my crankbaits has become my number one big fish technique in recent years especially at places like Lake Erie, Green Bay and Saginaw Bay. Off Shore Tackle produces the Guppy Weights in a variety of sizes from .5 ounces to 3 ounces. The Guppy Weights are available in a kit (OR20 Pro Weight System) that gives anglers all the available sizes, along with four OR16 Pro Snap Weight Clips, split rings and a handy storage box. The Guppy Weights are also 99.9% lead free making them environmental friendly.

The use of Pro Guppy Weights allows anglers to reach depths of 40 feet or more, which are often unattainable based on the Precision Trolling Data Dive Curves published for each crankbait. Precision Trolling Data is in the process of testing specific Guppy Weights in combination with popular crankbaits and trolling speeds. This invaluable data app is available for both Android and iPhone’s.

The Guppy Weight with crankbait information published by Precision Trolling Data is based on using a 50 foot long leader from the crankbait to the Guppy Weight. After the Guppy Weight is clipped onto the line, additional lead (commonly referred to as the dropper lead) is added to achieve the desired depth. It is important to use the OR16 Pro Snap Weight Clip from Off Shore Tackle so you do not lose the Guppy Weight when fighting a fish or trolling these weights in contact with the bottom.

In many cases when fishing on the Great Lakes I utilize Guppy Weights to crash my baits into the bottom. I believe this stirs up mud, sand, silt and debris along bottom, which in turn triggers savage strikes from both neutral and negative walleye. This technique is best used in a mud, sand, or gravel bottom.

Trolling crankbaits with the Off Shore Tackle OR12 Side Planer board is always a good idea. Adding a Guppy Weight to the line allows anglers to target deeper and often larger walleye. This one -- two punch has become one of the hottest big fish tactics on the walleye tour. In fact, recently Off Shore Tackle Pro Dean Arnoldussen applied this little known technique to capture the 2017 Cabela’s National Walleye Tour Championship in Green Bay Wisconsin.

TROLLING FOR TROPHY CATS

BY: MARK ROMANACK WITH SETH MCCALLISTER

Most anglers think of catfish as sluggish bottom feeders and scavengers. Actually, catfish are apex predators every bit as capable at catching forage fish as bass, walleye, pike or trout! Cats are powerful fish that are not shy about attacking forage species on bottom and also forage fish suspended in the water column.

Slow trolling with live bait and cut baits is one of the best ways to cover water. Mix in a few in-line planer boards and there is no limit to the fun an angler can have targeting catfish in both lakes and rivers.

LAKE FISHING STRATEGY

“When targeting catfish in lakes we mix up our presentations by dragging baits on bottom and also pulling others suspended in the water column,” says catfish expert Seth McCallister. “We use a rig similar to the bottom bouncers popular among walleye anglers to target cats on the bottom. The leader on the bottom bouncer features a peg float to keep the cut-bait up off bottom and an 8/0 or 10/0 circle hook.”

Using the wind and drift socks to keep the boat moving along at about .6 to .8 mph, boards are also used to spread out lines and target suspended fish.

“We use the Off Shore Tackle OR37 SST Pro Mag board to suspend six to eight ounce weights off the boards,” explains McCallister. “On the



Catfish authority Seth McCallister has pioneered some unique and amazingly effective board trolling tactics for catfish using the Off Shore Tackle SST Pro Mag.

board lines we use both live bait and cut bait to entice cats. Using heavy weights, we can precisely target specific depth zones. The SST Pro Mag handles this much weight without breaking a sweat.”

RIVER CATFISH STRATEGIES

When targeting cats in rivers McCallister has pioneered a new technique for cats that uses a bow mounted electric motor to keep the bow of the boat pointed into the current and the boat drifting downstream or slipping a little slower than the current.

“Because a lot of the best catfish rivers have strong currents, it’s important to use the electric motor to con-

trol the boat drifting speed and slow up the presentation,” explains McCallister. “Once the boat is slipping downstream a little slower than the current, we set out bottom dragging rigs and clip on the OR37 SST Pro Mag boards.”

This rather unique board fishing method allows the baits to be positioned out to the side of boat so multiple rods can be fished. “When board fishing in rivers, the boards work out to the side and look exactly the same as slow trolling in lakes,” says McCallister. “The baits are actually upstream of the boards as they slowly drag along the bottom and the boat slips downstream. This rigging option allows us to fish board lines out to the side of the boat while targeting both bottom fish and also suspended cats.”

ANYTHING BUT TRADITIONAL

Compared to the traditional methods of anchoring up and still fishing for cats, trolling using larger boards like the SST Pro Mag has taken the catfish game to a whole new dimension. Not only do these tactics allow anglers to cover more water, it provides the advantage of fishing both bottom fish and suspended cats at the same time.

Board trolling works great on lakes and also rivers. The primary species targeted by McCallister are blue cats and also channel catfish. Many of these fish are absolute monsters! In-line boards and cats, now that’s thinking outside the box.

OFF SHORE TACKLE HAS EIGHT OPTIONS FOR PLANER BOARD LINE RELEASES

BY: MARK ROMANACK

One of the reasons Off Shore Tackle (OST) is “Your Leader in Trolling Technology” is because they produce a wide assortment of products. In the case of planer board line releases OST produces eight different releases ideal for literally any planer board fishing situation.

Some might be scratching their heads wondering why anyone would need so many different kinds of line releases. The answer lies in the understanding that different trolling presentations require different tension settings and even line release types.

OR3 LIGHT TENSION PLANER BOARD RELEASE

The OR3 (white) is one of the more unique line releases on the market. This light tension release features oversized rubber pads that provide anglers with a release that holds well for trolling larger walleye crankbaits, but is still light enough it can be tripped easily. The OR3 is hands down the top choice of walleye charter captains who target big fish in places like Lake Erie’s Central and Eastern Basin.

The OR3 is perfect for trolling Reef Runner 800 series, Rapala TDD11 Taildancer, Bomber 25A and other large profile diving crankbaits at all common speeds. What makes this release special is it has enough tension to eliminate false releases even when trolling in choppy seas, but is light enough to easily trip when switching out lures or changing lead lengths.

The OR3 Light Tension Planer Board Release functions flawlessly with monofilament and fluorocarbon lines ranging in size from 10 to 25 lb. test.

OR17 MEDIUM TENSION PLANER BOARD RELEASE

The OR17 (black) is the same size as the OR3, but features a stronger spring tension. The OR17 is ideal for trolling at faster speeds and when targeting larger species such as Great Lakes trout, salmon and steelhead and also striper. The OR17 is also useful for light duty saltwater trolling applications.

Like it’s brother the OR3, the OR17 features oversized rubber pads that do a flawless job of holding the line firmly enough to eliminate false releases and also to insure good hook sets when fish strike. The OR17 functions flawlessly with both monofilament and fluorocarbon lines ranging in size from 10 to 25 pound test.

OR30 HEAVY TENSION PLANER BOARD RELEASE

When targeting big fish and employing faster trolling speeds, the OR30 (red) is the planer board line release of the pros. Widely in use for open water muskie trolling applications, this release is also popular among saltwater trollers and those who target trophy sized striper.

The OR30 uses a double spring to produce the tension needed for trolling with large lures such as muskie crankbaits and bucktails or saltwater diving plugs. This release functions flawlessly with monofilament or fluorocarbon lines over 20 pound test.

OR18 SNAPPER RELEASE

The OR18 (black) Snapper is not a spring operated line release, but rather functions using a cam operated arm that pinches the jaws closed. Designed to hold fast with thin and slippery super lines, the OR18 is most commonly used on the bracket of the OR12 Side Planer or the OR37 SST Pro Mag in-line planer boards.

The Snapper features an adjustable tension screw on the bottom. Most anglers set the tension tight enough

that this release holds super braids firmly, but gently. For anglers who troll using super braids and also with in-line boards, the Snapper is the workhorse in the Off Shore Tackle line up of special purpose line releases.

OR10 ADJUSTABLE LIGHT TENSION PLANER BOARD LINE RELEASE

Speaking of workhorses, the OR10 (yellow) is the most popular walleye trolling line release of all time. The line release competitors have copied (unsuccessfully I might add), the OR10 is perfection when it comes to creating a line release that functions perfectly for trolling up walleye using a planer board mast system.

The OR10 features two tension adjustments. To set the tension in the firm setting, simply slide the spring forward towards the rubber pads. To lighten the tension setting, slide the spring backwards away from the pads. A thin blade screw driver is the perfect tool for sliding the spring forward and back.

The OR10 functions perfectly when using monofilament and fluorocarbon lines 10 to 20 pound test in size. This release is also standard equipment on the OR38 Awesome Crappie Board.

OR14 ADJUSTABLE MEDIUM TENSION PLANER BOARD RELEASE

The OR14 (black) fills an important niche in planer board trolling. Originally used as the release on the bracket of the OR12 Side Planer, these days the OR14 is primarily used as a big planer board release among anglers who target trophy walleye, spring coho and brown trout. The extra tension of the OR14 compared to the OR10 is just the ticket for faster trolling speeds and also to increase the “hook set” for tough to hook species like trout and salmon.

Continued on page 9

OFF SHORE TACKLE HAS EIGHT OPTIONS FOR PLANER BOARD LINE RELEASES

Continued from page 8

Like the OR10 the OR14 is adjustable by sliding the spring forward (toward the pads) to increase tension and sliding the spring backwards (away from the pads) to reduce the tension. The OR14 works great when matched up to monofilament and fluorocarbon lines in the 10 to 25 pound test range.

OR19 ADJUSTABLE HEAVY TENSION PLANER BOARD RELEASE

The OR19 (orange) Adjustable Heavy Tension Planer Board Release is standard equipment on the OR12 Side Planer Board. This utility release is also sold with quick clips for use as a heavy tension release for planer board mast systems.

The most common use as a planer board mast line release is among trout and salmon anglers who troll at faster speeds and also among striper anglers who need a firm release to insure a positive hook set on each bite. The OR19 can be used with monofilament and fluorocarbon lines from 10 to 25 pound test.

OR39 SAM'S PRO RELEASE

The OR39 Sam's Pro Release is the newest introduction to the Off Shore Tackle planer

board release assortment. Produced by the Silver Horde Company, this unique release is exclusively being marketed by Silver Horde and Off Shore Tackle beginning in the spring of 2018.

What makes the OR39 unique is it was designed to function with super braids and can be rigged so it releases like a traditional line release, or tightened down so the it stays fixed on the line. The Sam's Pro Release is ideal for rigging on the OR37 SST Pro Mag Planer Board for anglers who troll with super line as their main line or when using sinking lines like lead core that are routinely fished with a super line backer.

Most anglers will find the best way to use the Sam's Pro Release is to mount it to the bracket of the OR12 Side Planer or OR37 SST Pro Mag board using an Off Shore Tackle split ring. The Sam's Pro Release can be used with monofilament and fluorocarbon lines, but it excels as a release for fishing with slippery and hard to hold super lines.

SUMMING IT UP

No other company offers as many line releases as Off Shore Tackle. The goal at Off Shore Tackle has always been to produce fishing products that exceed an angler's expectations for function and longevity. When it comes to planer board releases, no one keeps up with the "Leaders in Trolling Technology". No one.

WALKING THE WEED LINES

BY: TONY PUCCIO

The OR38 Awesome Crappie Board is rapidly becoming one of my favorite pieces of trolling gear. This pint sized in-line board has a lot of uses, but one of my favorites is trolling nightcrawler harnesses along both the outside and inside weed edges. I use a bullet sinker three feet ahead of my harness to get the bait down a few feet and the OR38 Awesome Crappie Board to position my lines out away from the boat. The key is to troll just fast enough to get the blade on the harness spinning.

At these super slow speeds, the board is so sensitive it telegraphs light strikes and I can even tell when my harness has snagged on weed cover. This super simple set up is deadly effective on walleye and many other species. Some of my best fish are coming from water only five feet deep!



THE AWESOME CRAPPIE BOARD CATCHES A LOT MORE THAN CRAPPIE

BY: MARK ROMANACK

Sometimes when a new product hits the market there is no doubt it will be successful. In the case of Off Shore Tackle's OR38 Awesome Crappie Board, the recently released floating version of the OR34 Mini Planer Board, success was a given.

"We knew the OR34 Mini Planer Board was a good product, but we also knew we could make this board even more user friendly," says Nick DeShano of Off Shore Tackle. "The OR38 Awesome Crappie Board is essentially a floating version of the mini board that is easy to set and fishes like a million bucks."

MORE BUOYANCY IS THE KEY

Adding buoyancy to the mini board completely changed this board's attitude in the water, making it a dream to set and fish. Simply let your favorite lure back the desired distance and clip the board onto the line. The OR38 Awesome Crappie Board comes factory equipped with both the OR10 (yellow) release mounted on the bracket of the board and the OR16 (red) Pro Snap Weight Clip mounted at the tail of the board. Be sure to place the line behind the plastic pin in the middle of the rubber pads on the OR16. Rigged in this manner the OR38 can literally be cast out and allowed to plane a host of popular lures and live bait rigs out to the side of the boat. "Recently while fishing on Lake Erie I was fishing for walleye using a 3 ounce bottom bouncer and spinner combination," says Jake Romanack of Fishing 411 TV. "On a whim I decided to clip on an Off Shore Tackle OR38 Awesome Crappie Board to see how it would handle this much weight. To my surprise the board pulled the bottom bouncer out to the side like it was designed to handle this much weight!"



The float on the OR38 Awesome Crappie Board allows this tiny board to pull more weight, plane to the side better and function flawlessly for a wide variety of trolling applications

DEEP WATER CRAPPIE

Because the Awesome Crappie Board can tow a surprising amount of weight, crappie anglers have taken to using them when fishing the OR36 series Tadpole Divers for suspended deep water fish or when using Snap Weights to get crankbaits, jigs and spinner rigs to deeper depths.

"When trolling using divers and in-line trolling weights most anglers believe they must use a larger board like the popular OR12 Side Planer," says Tommy Skarlis a Crappie Masters National Champion. "The OR38 Awesome Crappie Board allows anglers to use a "mini board" even when pulling weight systems and deep diving hard baits.

READING THE BOARD IS ALSO EASY

The buoyancy chamber on the Awesome Crappie Board also makes this side planer easier to see and easier to read. "The bright yellow buoyancy chamber rests above the water surface, making the board easy to see on the water," says Tommy Skarlis the only angler to win championships on both the Crappie Masters and Masters Walleye Circuit national tournament trails. "Using this board is like fishing with a "directional bobber" that makes is easy to see not only when fish are hooked, but also when fish are just nibbling at the bait."

SIGHT FISHING TIPS

River steelhead fishing enthusiast Josh Crabtree uses the OR38 often in combination with wobbling plugs and high visibility fishing lines. "Steelhead love to hang out along current seams, undercut banks, submerged logs and trees that have toppled into the water," says Crabtree. "The OR38 allows me to present my diving plugs into tight spots I couldn't cast to or reach with traditional "drop back" plug fishing tactics."

Crabtree uses fluorescent fishing line as his main line to help him guide the boards into tight places. "At the terminal end I'll run about six to eight feet of clear fluorocarbon line to my plugs," adds Crabtree. "This set up allows me to present my plugs on invisible fluorocarbon leader material, while visually steering my boards in and out of fish holding cover with "high vis" monofilament."

FROM A BOAT OR THE BANK

The Awesome Crappie Board was designed for anglers who troll using a boat, but this versatile little board can also be fished by standing on the bank or wade fishing. "Because the OR38 is reversible it's easy to fish either side of the river without having to carry both "left and right" side boards," explains Nick DeShano. "By simply snapping the bracket into a slot in the front of the board, the Awesome Crappie Board can be rigged to fish as either a port or starboard board. This little board also stores neatly in any tackle box or even the pocket of a fishing vest."

SUMMING IT UP

Easy to fish and tons of fun, the Awesome Crappie Board was designed with crappie trolling in mind but it also an awesome tool for fishing walleye, steelhead, salmon, catfish and much more! Its possibilities are endless.



Planer Boards

Model # OR38 Awesome Crappie Board



Each OR38 Awesome Crappie Board includes an OR10 release, OR16 clip, black bracket, split ring, lock nut, 6/32 x 1/2" screw, and instructions. One board...Dual Purpose....It's Reversible and runs directly off of your rod line! Ideal for several species of fish. Don't let the size fool you.

Model # OR12L Side Planer Left

Model # OR12R Side Planer Right



Each OR12 Side Planer includes a stationary flag, one OR19 (orange) release, one OR16 (red) clip, instructions and is carefully ballasted to run flawlessly in rough water off of your rod line. Ideal for several species of fish.

Model # OR37L SST Pro Mag Planer Left


Model # OR37R SST Pro Mag Planer Right



The SST Pro Mag Planer includes a stationary flag, one OR18 (black) release with lock nut, one OR16 (red) clip, instructions and is designed to carry large, heavy baits further to the side than any other in line planer! Perfect for long copper and lead core lines as well as oversized baits used for Striper, Salmon, Trout, Muskie and Walleye. The SST Pro Mag Planer was designed to be correctly balanced for pulling heavy weights, no modifications or additions are needed! The OR16 (red) clip on the tail of the board ensures that your board will stay on your fishing line.

Tattle Flag™ Upgrade Kit


Model # OR12TF Tattle Flag™ Upgrade Kit



Each kit includes flag, 2 OR16 clips, wire, spring, washer, screw eye, split ring, 6/32 screw and instructions. One kit will upgrade one OR12 Side Planer.

Model # OR12TFEK

Tattle Flag™ Upgrade Economy Kit



This kit will only work by using an OR12 Side Planer and two OR16 (red) clips that you previously purchased as this kit just contains ONLY the hardware which consists of a wire, spring, washer, screw eye, split ring, 6/32 screw and limited instructions.

Planer Board Releases

Model # OR39

Sam's Pro Release—Black



Manufactured by Silver Horde, the OR39 Sam's Pro Release incorporates a jettison design that allows low stretch super lines to be wrapped around a rubber plunger that in turn fits into a pressure fit housing. This release is good for all species that the super lines is ideal for.

Our three full size planer board releases come with a quick clip for use on dual planer boards. Also available without quick clips as shown on order blank. Their large diameter pinch pad design holds monofilament lines securely. Tension can be adjusted further by how deeply the line is placed into the pads.

Model # OR3, OR3BWW, or OR3BWOW

Light Tension Planer Board Release —White



This release is ideal for Walleye fishing in choppy water or Brown Trout using 10-25 pound test monofilament line.

Model # OR17BWW or OR17BWOW

Medium Tension Planer Board Release —Black



This release is ideal for Salmon, Steelhead, Trout and Muskie using 10-25 pound test monofilament line. It can also be used to pull lead core, Snap Weights and deep diving crankbaits.

Model # OR30BWW or OR30BWOW

Heavy Tension Planer Board Release —Red



This release is ideal for Muskie, trophy Pike and salt water fish using over 20 pound test monofilament line.

Model # OR18

Snapper Adjustable Tension In Line Planer Board Release—Black



The OR18 is a full size release designed with an adjustable cam action locking arm that can be set to release at a range of tension settings or tightened down to hold even super braid lines and lead core securely. This release comes standard on our OR37 SST Pro Mag Planer and is made to attach to the bracket of our OR12 Side Planer. With the wide range of tension settings, this release is ideal for Walleye, Striper, Salmon, Steelhead, Trout, and Muskie.

Our three half size adjustable tension planer board releases come with quick clips for use on dual planer boards and split rings for use on in-line planer boards. They are also available without quick clips and split rings as shown on the order blank. Tension can be further adjusted by simply sliding the spring toward the pads to increase tension or away from the pads to decrease tension.

Model # OR10, OR10BWW or OR10BWOW

Adjustable Light Tension Planer Board Release—Yellow



This release is ideal for light biting fish such as Walleye or smaller fish using 10-25 pound test monofilament line. Our three half size adjustable tension planer board releases come with a quick clip for use on dual planer boards and split ring for use on in line planer boards.

Model # OR14, OR14BWW or OR14BWOW

Adjustable Medium Tension Planer Board Release—Black



This release is ideal for dual planer board trolling for Walleye and Salmon using 10-25 pound test monofilament line. This is the release most commonly used for rigging add-a-lines or fixed slider lines among downrigger anglers.

Model # OR19, OR19BWW or OR19BWOW

Adjustable Heavy Tension Planer Board Release—Orange



This release comes as standard equipment on the OR12 Side Planer and is ideal for Striper, Salmon, Trout, and Muskie using 10-25 pound test monofilament and lead core.

DON'T BE FOOLED BY IMITATIONS!

We are "Often Imitated, Never Duplicated". Make sure that when you purchase your products that they are the Original Off Shore and Riviera equipment that has proven successful and dependable! We take pride in bringing you the best!

PRODUCT SHOWCASE

...Trolling Technology



Pro Weights



Model # OR20
Pro Weight System



Each system includes instructions, four OR16 pro clips, four split rings, two of each of the following guppy weights: 1/2 oz., 3/4 oz., 1 oz., 1 1/2 oz., 2 oz., and 3 oz. all contained in a plastic tackle box. Use as Snap Weights or In Line Weights - you decide. This system is used off of flat lines, dual planer boards and side planer boards.

Model # OR16, OR16BWW or OR16BWOW
Pro Weight Clip—Red



This half size clip has an extra heavy spring tension and includes a split ring. They are also available without split rings as shown on the order blank. You simply position your fishing line behind the pin that protrudes through the center of the pads to hold your snap weight securely on the line.

The OR16 comes as standard equipment on the tail of the OR37 SST Pro Mag Planer, as well as OR12 Side Planer and in our OR20 Pro Weight System. It is ideal for use with snap weight fishing, super braid lines and with our tattle flag™ system.

Replacement Pro Guppy Weights



Model # OR20 1/2
1/2 Ounce Pro Guppy Weight

Model # OR20 3/4
3/4 Ounce Pro Guppy Weight

Model # OR20 1
1 Ounce Pro Guppy Weight

Model # OR20 1 1/2
1 1/2 Ounce Pro Guppy Weight

Model # OR20 2
2 Ounce Pro Guppy Weight

Model # OR20 3
3 Ounce Pro Guppy Weight

Resettable Diving Weights



Model # OR36 1
Tadpole Size 1

Model # OR36 2
Tadpole Size 2


Model # OR36 3
Tadpole Size 3

Model # OR36 MAGNUM
Tadpole MAGNUM Size

Downrigger Releases

Our downrigger releases are all full size and therefore have the large diameter pinch pad design that holds monofilament lines securely. Tension can be adjusted further by how deeply the line is placed into the pads.

Model # OR4
Light Tension Single
Downrigger Release, White




This release is ideal for Walleye, spring Coho, or other small to medium size fish using 10-25 pound test monofilament line.

Model # OR1
Medium Tension Single
Downrigger Release, Black



This release is ideal for Salmon, Steelhead, Striper and Trout using 10-25 pound test monofilament line.

Model # OR8
Heavy Tension Single
Downrigger Release, Red



This release is ideal for Muskie, Salmon, trophy Pike, and salt water fish using over 20 pound test monofilament line.

Model # OR7
Light Tension Stacker
Downrigger Release, White



This release is ideal for Walleye, spring Coho, or other small to medium size fish using 10-25 pound test monofilament line and allows you to run two lines off of the same downrigger.

Model # OR2
Medium Tension Stacker
Downrigger Release, Black



This release is ideal for Salmon, Steelhead, Striper and Trout using 10-25 pound test monofilament line and allows you to run two lines off of the same downrigger.

Replacement Pads



Model # ORRP8

Replacement pads for OR1, OR2, OR3, OR4, OR7, OR8, OR17, and OR30 releases.



Model # ORRP8SN

Replacement pads for OR18 releases.



Model # ORRP16

Replacement pads for OR10, OR14, and OR19 releases.



Model # ORRP16HL

Replacement pads for OR16 clips.

Model # OR40
EZ Crankbait Tuner



These unique tuning pliers feature a long and short jaw design that includes an adjustable spring tension setting making it possible to tune any crankbait from magnum sized Muskie baits right down to panfish sized lures.

These items, replacement parts, and promotional items (including apparel) are all available through our website.



PLEASE VISIT US AT ...

www.offshoretackle.com

★ SHOP ANYTIME ON-LINE ... CONVENIENT & SECURE ★

PROPER STORAGE OF PLANER BOARD RELEASES

BY: CAPTAIN JAKE ROMANACK

Anyone who fishes using a planer board mast system, such as the Riviera Trolling Systems brand, has a huge investment in planer board line releases. Charter captains and other serious anglers often find themselves the proud owners of 100, 200 or more planer board releases!

Anglers who fish planer board mast systems use up a lot of line clips during a hard day of fishing. When a fish is caught and the line popped free from the release, that release slides down the tow line and ultimately stacks up near the planer board. Every time a lure is switched out or the lead length changed, the same thing occurs. Of course every time a white perch, white bass, sheepshead or other non-target species gets hooked, the line clips slide down the tow line as well. It doesn't take long for a pile of releases to find themselves at the board end of the set up instead of the business end!

To avoid having to pull in the board during the middle of the fishing day to recover line releases, serious anglers invest heavy in planer board releases! An investment of this size deserves to be properly maintained and stored between fishing seasons.

PROTECTING THE PADS FROM FUSING

If left in the closed position for long periods of time, the rubber pads on line releases can fuse or stick together. When forced open, the rubber pad may tear or pull free from the release housing.

A simple trick to prevent this from happening is to place a small piece of paper between the rubber jaws at the end of the fishing season. A business card cut into a bunch of little pieces works perfectly for this chore.

STORAGE OPTIONS

Rubber breaks down from exposure to UV light, heat and exposure to extreme cold. The best way to protect releases during storage is to place them in a plastic bucket or container with a snap lid. Store the releases in a cool and dry place like a basement or climate controlled storage facility.

For sure don't store your releases in your boat during the off-season or in an unheated pole barn or boat yard. The more stable the temperature the better for storing anything made using rubber.

REPLACING PADS

Hard use will eventually wear down the rubber pads on line releases. Off Shore Tackle produces replacement pads for all their many models of line releases and line clips. It only takes a few seconds to pop out a worn pad and replace it with a fresh rubber pad. Even better, these pad replacements are inexpensive.

If your dealer doesn't stock replacement pads, they can be purchased directly from Off Shore Tackle by visiting their website www.offshoretackle.com

BIG AND SMALL

All line releases big and small are critically important to the serious troller. From the OR10 Adjustable Light Tension Planer Board Release to the OR30BWW Heavy Tension Planer Board Release and even downrigger and stacker releases, proper storage of these critically important fishing tools guarantees the next fishing trip will be a success.



TADPOLE TROLLING TIPS

BY: MARK ROMANACK

The OR36 Tadpole Resettable Diving Weights were introduced a few years ago and have quickly become one of the most popular products at Off Shore Tackle. Available in a size No. 1, 2, 3 and Magnum version, the Tadpole Diver is unique in design, simple to use and deadly effective at delivering a wealth of lures and live bait rigs to target depths.

What makes the Tadpole Divers unique is the resettable design. Rigging is easy. Tie one of the supplied heavy duty snaps to the terminal end of your fishing line and then clip that snap over the tow arm of the Tadpole. Next place the second provided snap through the eyelet at the tail of the Tadpole. A leader and desired lure or live bait rig is attached to the tail snap.

When the Tadpole is placed in the water and given a little slack line, the snap will automatically slide to the elbow of the tow arm. In this position the Tadpole is set for diving. Simply play out the desired amount of line to target appropriate depths. The Precision Trolling Data app cover all the four sizes of the Tadpole Divers on popular line sizes, types and trolling speeds. For more information on this useful trolling depth guide, visit www.precisiontrollingdata.com.

When a fish is hooked, the snap will slide from the elbow position to the front of the tow arm, essentially converting the Tadpole from a diving device to an in-line weight. The beauty of this unique feature is the angler is only feeling the resistance of the fighting fish, not the diver.

Should a fish escape before it can be landed, resetting the Tadpole is accomplished by providing a little slack line, so that the snap can slide back into the elbow or diving posit

LEADER LENGTH

The leader length and diameter best used with Tadpole Divers varies depending on the species

to be targeted and the terminal tackle used. For crappie and panfish trolling applications a six foot long leader of 6 to 10 pound test fluorocarbon line is recommended. The lighter leaders are normally used for trailing a small panfish jig behind the Tadpole and the heavier leader choices are used for fishing small wobbling crankbaits.

The Tadpole is also commonly used to troll for suspended walleye. In this case a 15 pound test leader approximately four to five feet long works best for spinner rigs and a longer six foot leader is recommended for fishing shallow diving crankbaits and also trolling spoons.



Off Shore Tackle's Tadpole Resettable Divers are commonly used for trolling spinner rigs for walleye, but they have many other uses. In this case OST Pro Staffer Jake Romanack used a No. 2 Tadpole to troll a Rooster Trail Spinner for spring brown trout. Tadpoles allow anglers to fish in deeper water and with shorter lead lengths.

Tadpole Divers are also a deadly diver for deploying trolling spoons when targeting salmon, brown trout, lak-ers and steelhead. A six foot long leader of 20 pound test fluorocarbon line is best when fishing trout and salmon.

Muskie trollers will also find that the Tadpole is ideal for getting their favorite trolling spoons, bucktails and crankbaits to depth. In this case a six to seven foot long leader of heavy duty 65, 80 or even 100 pound test fluo-

rocarbon is recommended for muskie trolling applications. Tadpole Divers are also handy for slow trolling live suckers in the fall by using a six foot long fluorocarbon leader terminated to a quick strike rig.

WHY TADPOLES

Tadpole Divers are more effective than simply trolling using keel sinkers and other in-line trolling weights for several reasons. Because the Tadpole Diver has a diving lip, they dive and achieve greater depths on shorter trolling leads than traditional trolling weights. Keeping the trolling leads modest allows anglers to not only set their gear faster, but when fish are hooked they can be landed quicker as well.

TADPOLES AND ATTRACTORS

The Tadpole Diver also functions as a platform for adding attractors to any trolling set up. "We attach a four inch Yakima Fish Flash directly to the back of the Tadpole Diver using the supplied snap and then attach our leader to the back of the Fish Flash," says Jake Romanack, host of the Fishing 411 TV series. "When trolling the Fish Flash spins and sends out pulses of light that mimic the flashes generated when predator fish slash into a school of baitfish."

Adding a Fish Flash to the back of the Tadpole doesn't change the diving characteristics of the Tadpole. Because the Fish Flash spins on its' own axis it doesn't apply resistance to the diver. This simple trolling trick is deadly effective with a host of terminal tackle options including trolling spoons, shallow and deep diving crankbaits, in-line spinners and worm harnesses.

"We've used a Fish Flash in combination with all four sizes of the Tadpole Diver for many years now and find it helps to attract fish into our trolling spread," says Captain Jake. "This unique Tadpole rigging option routinely helps us catch more walleye, brown trout, lak-ers, salmon and steelhead."

Continued on page 16

Be prepared when you hit the water – purchase your Off Shore Tackle Company LLC products at your local dealer or send in your order today!

Prices in effect January 1, 2018 through December 31, 2018



Order Blank

MODEL NUMBER	DESCRIPTION	UNIT PACKAGE	NUMBER OF PKGS. ORDERING	PRICE	EXTENDED AMOUNT
OFF SHORE TACKLE COMPANY LLC SIDE PLANER BOARD PRODUCTS					
OR38	Awesome Crappie Board With Float; One Board...Dual Purpose...I'm Reversible	Pkg. of 1		\$19.99	
OR12L	Side Planer Left	Pkg. of 1		\$39.25	
OR12R	Side Planer Right	Pkg. of 1		\$39.25	
OR12P2	Pigtail and Split Ring For OR12L and OR12R	Pkg. of 2		\$3.85	
OR12TF	Tattle Flag Upgrade Kit	Pkg. of 1		\$27.10	
OR12TFEK	Tattle Flag ECONOMY KIT (No OR16's or Flag Included)	Pkg. of 1		\$9.99	
ORS2	Tattle Flag Replacement Spring	Pkg. of 2		\$7.75	
OR37L	SST Pro Mag Planer Left	Pkg. of 1		\$56.15	
OR37R	SST Pro Mag Planer Right	Pkg. of 1		\$56.15	
OFF SHORE TACKLE COMPANY LLC PLANER BOARD AND SIDE PLANER BOARD RELEASES					
OR3	Light Tension, White With Quick Clip	Pkg. of 2		\$16.00	
OR3BWW	Light Tension, White With Quick Clip	Pkg. of 50		\$380.60	
OR3BWOW	Light Tension, White Without Quick Clip	Pkg. of 50		\$377.60	
OR17BWW	Medium Tension, Black With Quick Clip	Pkg. of 24		\$182.50	
OR17BWOW	Medium Tension, Black Without Quick Clip	Pkg. of 24		\$181.06	
OR30BWW	Heavy Tension, Red With Quick Clip	Pkg. of 6		\$54.85	
OR30BWOW	Heavy Tension, Red Without Quick Clip	Pkg. of 6		\$54.49	
OR18	Snapper Adjustable Tension, Black	Pkg. of 1		\$15.60	
OR10	Adjustable Light Tension, Yellow With Split Ring and Quick Clip	Pkg. of 4		\$22.50	
OR10BWW	Adjustable Light Tension, Yellow With Split Ring and Quick Clip	Pkg. of 100		\$545.80	
OR10BWOW	Adjustable Light Tension, Yellow Without Split Ring and Quick Clip	Pkg. of 100		\$536.80	
OR14	Adjustable Medium Tension, Black With Split Ring and Quick Clip	Pkg. of 4		\$22.50	
OR14BWW	Adjustable Medium Tension, Black With Split Ring and Quick Clip	Pkg. of 100		\$545.80	
OR14BWOW	Adjustable Medium Tension, Black Without Split Ring and Quick Clip	Pkg. of 100		\$536.80	
OR19	Adjustable Heavy Tension, Orange With Split Ring and Quick Clip	Pkg. of 2		\$11.60	
OR19BWW	Adjustable Heavy Tension, Orange With Split Ring and Quick Clip	Pkg. of 100		\$545.80	
OR19BWOW	Adjustable Heavy Tension, Orange Without Split Ring and Quick Clip	Pkg. of 100		\$536.80	
OR39	Sam's Pro Release	Pkg. of 1		CALL	
OFF SHORE TACKLE COMPANY LLC PRO SNAP WEIGHT PRODUCTS					
OR20	Pro Snap Weight System	Pkg. of 1		\$47.70	
OR16	Extra Heavy Pro Snap Weight Clip, Red With Split Ring	Pkg. of 2		\$13.45	
OR16BWW	Extra Heavy Pro Snap Weight Clip, Red With Split Ring	Pkg. of 100		\$596.00	
OR16BWOW	Extra Heavy Pro Snap Weight Clip, Red Without Split Ring	Pkg. of 100		\$593.00	
OR20 1/2	1/2 Ounce Replacement Pro Guppy Weight	Pkg. of 3		\$4.15	
OR20 3/4	3/4 Ounce Replacement Pro Guppy Weight	Pkg. of 3		\$4.50	
OR20 1	1 Ounce Replacement Pro Guppy Weight	Pkg. of 3		\$5.00	
OR20 1 1/2	1 1/2 Ounce Replacement Pro Guppy Weight	Pkg. of 2		\$4.75	
OR20 2	2 Ounce Replacement Pro Guppy Weight	Pkg. of 2		\$5.25	
OR20 3	3 Ounce Replacement Pro Guppy Weight	Pkg. of 1		\$3.90	

Continued on reverse



These items, replacement parts, and promotional items are available through our website:

www.offshoretackle.com

★ SHOP ANYTIME ON-LINE . . . CONVENIENT AND SECURE ★

Be prepared when you hit the water – purchase your Off Shore Tackle Company LLC products at your local dealer or send in your order today!



Prices in effect January 1, 2018 through December 31, 2018



ORDER BLANK CONTINUED FROM PRIOR PAGE

MODEL NUMBER	DESCRIPTION	UNIT PACKAGE	NUMBER OF PKGS. ORDERING	PRICE	EXTENDED AMOUNT
OFF SHORE TACKLE COMPANY LLC RESETTABLE DIVING WEIGHTS					
OR36 1	Tadpole Size 1	Pkg. of 1		\$7.30	
OR36 2	Tadpole Size 2	Pkg. of 1		\$7.55	
OR36 3	Tadpole Size 3	Pkg. of 1		\$12.87	
OR36 MAGNUM	Tadpole MAGNUM Size	Pkg. of 1		\$12.99	
OFF SHORE TACKLE COMPANY LLC SINGLE DOWNRIGGER RELEASES					
OR4	Light Tension, White	Pkg. of 1		\$9.95	
OR1	Medium Tension, Black	Pkg. of 1		\$9.95	
OR8	Heavy Tension, Red	Pkg. of 1		\$14.00	
OFF SHORE TACKLE COMPANY LLC STACKER DOWNRIGGER RELEASES					
OR7	Light Tension, White	Pkg. of 1		\$16.20	
OR2	Medium Tension, Black	Pkg. of 1		\$16.20	
OFF SHORE TACKLE COMPANY LLC REPLACEMENT PADS					
ORRP8	Pads For OR1's, OR2's, OR3's, OR4's, OR7's, OR8's, OR17's, and OR30's	Pkg. of 8		\$3.60	
ORRP8SN	Pads For OR18's	Pkg. of 8		\$8.50	
ORRP16	Pads For OR10's, OR14's, and OR19's, Along With OR16's WITHOUT Pin Protruding Through The Center Of The Pad	Pkg. of 16		\$4.60	
ORRP16HL	Pads For OR16's WITH Pin Protruding Through The Center Of The Pad	Pkg. of 16		\$6.20	
OFF SHORE TACKLE COMPANY LLC OTHER ACCESSORIES					
OR40	EZ Tuning Tool	Pkg. of 1		CALL	

Prices and packaging subject to change without notice.

These items, replacement parts, and promotional items are all available through our website:



www.offshoretackle.com

★ SHOP ANYTIME ON-LINE . . . CONVENIENT & SECURE ★

Product Total

Shipping Charges Within The 48 Mainland United States \$8.99

Subtotal (Product Total Plus Shipping Charges)

Michigan Residents and Orders Being Shipped to a Mich. Address from Non Residents, Add 6% Sales Tax Based On Subtotal

Total (Subtotal Plus Sales Tax) U. S. Funds Enclosed

ONLY ACCEPTING ORDERS BEING SHIPPED TO AN ADDRESS WITHIN THE U.S.A.

Send THIS completed order form, along with your U.S.P.S. money order or COMPLETE credit card information to:
Off Shore Tackle Company LLC, P.O. Box 88, Port Austin, MI 48467-0088
Please allow 2-3 weeks for delivery.

MAILING ADDRESS (Check here if this is an address change):

Name:

c/o:

Address:

City: State: ZIP:

Telephone: () -

E-Mail Address:

SHIP ORDERTO (Must have street address for UPS/FedEx delivery):

Name:

c/o:

Address:

City: State: ZIP:

Telephone: () -

How did you hear about us?

Please check:
Residence
Work
Other

Your mailing address MUST match the address that your credit card bill is mailed to – no exceptions.

Please check: To charge your order on your MasterCard or Visa, enter your credit card number, expiration date, card ID number and sign below, or call 989-738-5600.

MasterCard Number Exp. Date: ID Number:

Visa Signature (ID Number is usually located on the backside of your MasterCard or Visa after your credit card number [3 Digit Code]).



Riviera Product Showcase

Dual Planer Board Masts

Kachman Automatic Retrieval Reels With Collapsible Aluminum Mast, Base, Deck Plate and Four Hold Down Knobs (Shown right)

- Unit Includes:
- Aluminum Pulley Brackets
 - 7' Collapsible Aluminum Black Powder Coated Mast
 - Nylon Mounting Bracket
 - Kachman Automatic Retrieval Reels
 - 150' Fluorescent Orange 200# Planer Line On Each Reel Multidirectional Pulleys
 - Stainless Steel Guid Bushings
 - Two OR10 Adjustable Light Tension Planer Board Releases

This Unit Is Available in Different Base Options

- Model # DPMKA**
Has The Regular Base
- Model # DPMKSA**
Has the Springfield Taper-Lock Seat Mount
- Model # DPMKSLA**
Has The Springfield Spring-Lock Seat Mount
- Model # DPMKSUA**
Has The Springfield Uni-Lock Seat Mount
- Model # DPMKSZA**
Has The Attwood Swivl-Eze 2 3/8" Seat Mount

Aluminum Manual Retrieval Posi-Stop Reels, Collapsible Mast, Base, Deck Plate and Four Hold Down Knobs (Shown right)

- Unit Includes:
- Aluminum Pulley brackets
 - 7' Collapsible Aluminum Black Powder Coated Mast
 - Nylon Mounting Bracket
 - Aluminum Manual Posi-Stop Retrieval Reels
 - 150' Fluorescent Orange 200# Planer Line On Each Reel
 - Multidirectional Pulleys
 - Stainless Steel Guide Bushings
 - Two OR10 Adjustable Light Tension Planer Board Releases

This Unit Is Available in Different Base Options

- Model # DPMPA**
Has The Regular Base
- Model # DPMPSA**
Has The Springfield Taper-Lock Seat Mount
- Model # DPMPSLA**
Has The Springfield Spring-Lock Seat Mount
- Model # DPMPSUA**
Has The Springfield Uni-Lock Seat Mount
- Model # DPMPsza**
Has The Attwood Swivl-Eze 2 3/8" Seat Mount



Base Options



Swiveling Rod Tower

This unit incorporates our swiveling base that allows the tower to swivel and lock up every 90 degrees with easy removal of the tower by simply pulling out a spring loaded pin and lifting. Unit is made of black powder coated aluminum for durability with all rod holders being adjustable in 15 degree increments. Tower can be used on both port and starboard sides!

- Model # SRT3**
Has 3 Adjustable Rod Holders
- Model # SRT4**
Has 4 Adjustable Rod Holders
- Model # SRT5 (Shown)**
Has 5 Adjustable Rod Holders
- Model # SRT6**
Has 6 Adjustable Rod Holders
- Model # SRTRH**
Extra Rod Holder With Indexing Bracket
- Model # SRTTA**
Track Adapter For SRT That Fits Most Tracks



Track Mount For RCPK And RCWIRE

- Model # TM**
Track Mount
- This 6" track permanently mounts to your, gunwale, hard top, fly bridge or radar arch of your boat. The RCPK or RCWIRE is mounted to the track's adapter and is easily put into use or removed.



Planer Board Rail Clamp Mounts


- Model #RCPK**
Kachman Automatic Retrieval Reels With Rail Clamp Mount

- Unit Includes:
- Kachman Automatic Retrieval Reels
 - 150' Fluorescent Orange 200# Planer Line
 - Aluminum Clamp Bracket That Fits 3/4" to 1 1/4" Rails



Model #RCPA Aluminum Manual Retrieval Posi-Stop Reels

- Unit Includes:
- Aluminum Manual Retrieval Posi-Stop Reels
 - 150' Fluorescent Orange 200# Planer Line
 - Aluminum Clamp Bracket That Fits 7/8" to 1" Rails



Dual and Triple Planer Boards

Model # DPB Dual Planer Board—Collapsible For Easy Storage



Model # TPB Triple Planer Board—Collapsible For Easy Storage



The DPB's and TPB's are used in conjunction with a mast system. They are ballasted so the nose is slightly raised to cut through the waves easier and have a 3 position tow point to allow you to adapt to different water conditions instantly. To store, simply fold the outside board forward. Each board can be used on either port or starboard. A sample OR10 Adjustable Light Tension Planer Board Release comes with each DPB; a sample OR30 Heavy Tension Planer Board Release comes with each TPB.

Hand/Wire Line Reels



Model # RCWIRE Kachman Automatic Retrieval Hand Line Reel Kit

- Unit Includes:
- Kachman Automatic Retrieval Reel
 - 200' Coated 60# Wire With Snap Swivel Termination
 - 5' Pro Shank
 - Aluminum Clamp Bracket That Fits 3/4"-1 1/4" Rails
 - Tempress Rod Holder Adapter Replacement Parts Available

Model # WGHT 1 1/4 Pound Weight

Model # SHNK 5' Pro Shank

TADPOLE TROLLING TIPS

Continued from page 12

SNAP WEIGHT RIGGING OPTION

The Tadpole is designed to be an in-line trolling weight with the terminal end of the fishing line attached to the tow arm and a leader attached to the back of the diver. However, the Tadpole can also be rigged like a Snap Weight allowing anglers to place the Tadpole on the line anywhere between the lure and rod tip.

To rig up a Tadpole Diver “Snap Weight Style” attach an OR19 (orange) planer board release to the tow arm of the Tadpole using an Off Shore Tackle

split ring. Next use a second split ring to add an OR16 Pro Snap Weight Clip (red) to the tail of the Tadpole. Rigged in this fashion simply let out a lure the desired distance and then pinch both the OR19 and OR16 onto the fishing line. Leave a little slack line between the two releases so the Tadpole will dive normally.

When a fish is hooked, a sharp snap of the rod tip will trip the line free of the OR19 release, leaving the Tadpole dangling on the line thanks to the OR16 Pro Snap Weight Clip. Releasing the line from the Tadpole stops it from diving and allows the angler to fight the

fish without having to fight the resistance of the diver.

SUMMING IT UP

The Tadpole Divers hit the market a few years ago with a big splash. Countless anglers are using them to enhance their trolling strategies in new and creative ways. The bottom line is the Tadpole Diver is, unique, easy to use and deadly effective. Tadpole Divers are just another reason why Off Shore Tackle is your “Leader in Trolling Technology.”

BY: GREGG SCHEFFERLY

GOING IT ALONE

The truth is, going fishing is sometimes a spontaneous event. Does this sound familiar? You have the day off, fishing conditions are right, but you can’t find a fishing buddy who’s free? A lot of anglers simply elect not to go, while the more determined anglers among us choose to go it alone and also to use trolling gear to maximize their fishing efforts.

Trolling is a great tactic for the solitary angler because it allows an individual to cover a lot of water in a minimal amount of time. The Off Shore Tackle OR12 Side Planer board and the OR38 Awesome Crappie Board are the perfect tools for maximizing the time you have on the water. Because most states allow anglers to fish multiple lines, using boards makes it possible for even a “lone wolf” to set up a productive trolling spread consisting of two, three or even more lines.

FOCUSING ON COVER AND STRUCTURE

Some of the best fishing is often associated with depth contour lines, weed edges or well defined structure edges that holds both bait fish and game fish. A lot of avid trollers avoid these areas, preferring to target the flats and spread out boards on both sides of the boat. Ironically, a single angler targeting cover and structure precisely by stacking all of his lines on one side of the boat is often fishing more productively.

Stacking the boards off one side of the boat not only keeps your baits in the most productive strike zone but also allows an angler to turn the boat quickly to set up a second pass once active walleye are located. Many times its the outside board line or the lure closest to the drop off, structure or weed cover that picks up the majority of the fish. Using a simple rigging method known as the “loop trick” makes it easy to trip an outside board that has hooked a fish, then follow up by landing that fish without the need to clear any other board lines.

The mono loop trick involves twisting the line and making a small loop then placing the twisted line in the OR19 (orange) on the bracket of the OR12 Side Planer or OR10 (yellow) on the bracket of the OR38 Awesome Crappie Board. Next place the line behind the pin on the OR16 (red) located at the tail of these boards. When a fish is hooked, if the struggling fish doesn’t immediately trip the line from the bracket release, a quick snap of the rod tip finishes the job.

Once released, the board will spin around and stop planning out to the side, but remain attached to the line and start sliding backwards. The OR16 at the tail of the board has a plastic pin between the rubber pads that keeps the board firmly attached to the line. The end result is the fish will drift the board directly behind the boat and away from the other board lines. Using this method makes it easy to reel in a hooked fish without the fear of getting tangled in the other lines.

MANAGING BOARD LINES

When using the loop trick for rigging boards, it’s best to flip flop these lines while catching fish. Say an angler is fishing three lines on one side of the boat and a fish is hooked on the outside line. Once that fish is landed, let more line out so the middle and inside board lines become the outside and middle board lines. Reposition those two rods to the forward two rod holders respectively and finish the set up by resetting the line that just caught the fish as the inside board line. Flip flopping board lines this way keeps gear in the strike zone and avoids lines getting crossed up while resetting gear. Normally walleye anglers are equipped with four or six planer boards (be sure to always check your local regulations), positioning two or three on each side of the boat. When fishing alone or when targeting fish on precise weed cover, structure or depth contours stacking all the boards on one side of the boat makes sense.

ONE FINAL TIP

Nothing is more frustrating than pulling harnesses, cranks or other lures only to find a weed has fouled the lure. The key to catching fish in weed cover is fishing as close as possible to the cover without fouling. This is precisely why the Off Shore Tackle OR12TF or OR12TFEK Tattle Flag™ Upgrade Kits are so important (detailed information as to what is supplied in each version of the Tattle Flag™ kits is noted in the center section of this newspaper to help you determine the one that fits your needs best).

The Off Shore Tackle Tattle Flag™ system is a spring loaded flag system that enables the flag to fold down when a fish is hooked or a lure fouls on debris like aquatic weeds. Tattle Flags™ have several different spring tension adjustment settings which allow you to customize your OR12 Side Planer board for specific trolling applications. Deep diving hard pulling cranks might need a higher tension, while crawler harnesses would require a lighter setting. Without a doubt, once you try the Tattle Flag™ system your only regret will be that you waited so long to do so.

While it may be argued that fishing with a buddy and running four to six lines is certainly better than fishing two or three, being on the water alone is definitely more productive than not being on the water at all.



GET ON BOARD, THE “PLANER” WAY TO CATCH MORE CRAPPIE

BY: JOHN N. FELSHER

“We normally use eight rods when allowed by law, four on each side,” Dannenmueller advised. “We pull baits off the back of the boat with the rods in rod holders.”

With planers, anglers can fish multiple depths and baits at the same time to see what works best that day. Once they determine the right combination of lure, speed, depth and color, they can zero in on the fish. Ideally, anglers want to pull baits just above the fish or cover.

“We rely heavily upon electronics to find fish,” remarked Dan Dannenmueller “Crappie feed out and up. They don’t usually look down. Always place baits a little out from them and above them.” The newest version of electronics allows us to see the fish’s movements ahead of us is extremely effective in open water.

Lure style, line length and speed determine what depth baits run. In the past, figuring out the right depth required significant guessing and luck. However, a smartphone app from Precision Trolling Data, LLC. helps eliminate the guesswork from trolling. The app allows anglers to consult tables to figure out how their lures run under various trolling parameters. To purchase this app, go to www.precisiontrollingdata.com

“We check the Precision Trolling Data app to get precise trolling data for different baits and lines and see how much line we need to let out to get that bait at the right depth,” Dannenmueller detailed. “With a crank-bait, the diving action doesn’t matter because we control the depth it runs with the board. Once we determine the depth, we adjust our baits accordingly.”

“People can pull unlimited different baits with planer boards, such jigs, hair jigs, crankbaits and spinner

baits,” Dannenmueller advised. “Small jerkbaits can produce a lot of crappie. We also catch crappie on blade baits and spoons. We frequently pull Thin Fishers and 1/8-ounce Rat-L-Traps. Many people use small Road Runners or Bobby Garland baits with 1 to 3 inch plastic trailers. Sometimes, we’ll pull bigger grubs, about 2.5 to three inches long, when targeting larger crappie.”

To get small baits deeper, anglers may need to add a little weight. Some people attach an Off Shore Tackle OR36 series Diving Weight known as a Tadpole to the board to keep light baits in the strike zone. With small baits, use a light fluorocarbon leader. Fluorocarbon sinks and fish can’t see it very well.

Continued on page 19

Be prepared when you hit the water – purchase your Riviera Trolling Systems products
at your local dealer or send in your order today!

Prices in effect January 1, 2018 through December 31, 2018



-----Order Blank-----

MODEL NUMBER	DESCRIPTION	UNIT PACKAGE	NUMBER OF PKGS. ORDERING	PRICE	EXTENDED AMOUNT
RIVIERA DUAL PLANER BOARD MASTS					
DPMKA	7' Collapsible Aluminum Black Powder Coated Mast With Kachman Automatic Retrieval Reels With Regular Base	Pkg. of 1		\$435.00	
DPMKSA	Fits With Springfield Taper-Lock Seat Mount	Pkg. of 1		\$435.00	
DPMKSLA	Fits With Springfield Spring-Lock Seat Mount	Pkg. of 1		\$435.00	
DPMKSUA	Fits With Springfield Uni-Lock Seat Mount	Pkg. of 1		\$435.00	
DPMKSZA	Fits With Attwood Swivl-Eze 2-3/8" Seat Mount	Pkg. of 1		\$435.00	
DPMPA	7' Collapsible Aluminum Black Powder Coated Mast With Manual Posi-Stop Reels With Regular Base	Pkg. of 1		\$325.00	
DPMPSA	Fits With Springfield Taper-Lock Seat Mount	Pkg. of 1		\$325.00	
DPMPSLA	Fits With Springfield Spring-Lock Seat Mount	Pkg. of 1		\$325.00	
DPMPSUA	Fits With Springfield Uni-Lock Seat Mount	Pkg. of 1		\$325.00	
DPMPsza	Fits With Attwood Swivl-Eze 2-3/8" Seat Mount	Pkg. of 1		\$325.00	
RIVIERA SWIVELING ROD TOWER					
SRT3	With 3 Adjustable Rod Holders	Pkg. of 1		\$180.00	
SRT4	With 4 Adjustable Rod Holders	Pkg. of 1		\$225.00	
SRT5	With 5 Adjustable Rod Holders	Pkg. of 1		\$265.00	
SRT6	With 6 Adjustable Rod Holders	Pkg. of 1		\$305.00	
SRTRH	Extra Adjustable Rod Holder With Index Brackets	Pkg. of 1		\$49.00	
SRTTA	Track Adapter For SRT That Fits Most Tracks	Pkg. of 1		\$49.00	
RIVIERA TRACK MOUNT					
TM	Track Mount For RCPK or RCWIRE	Pkg. of 1		\$49.00	
RIVIERA PLANER BOARD RAIL CLAMP MOUNTS					
RCPK	Kachman Automatic Retrieval Rail Clamp	Pkg. of 1		\$175.00	
RCPP	Manual Retrieval Rail Clamp With Aluminum Black Powder Coated Posi-Stop Reels	Pkg. of 1		\$98.00	
RIVIERA DUAL AND TRIPLE PLANER BOARDS					
DPB	Dual Planer Board - Collapsible For Easy Storage	Pkg. of 1		\$75.00	
TPB	Triple Planer Board - Collapsible For Easy Storage	Pkg. of 1		\$98.00	
RIVIERA HAND LINE REELS					
RCWIRE	Kachman Automatic Hand Line Reel With Rail Clamp Mount, Wire, Weight, Shank, and Rod Holder Adapter	Pkg. of 1		\$195.00	
WGHT	1 1/4 Pound Weight	Pkg. of 1		\$6.00	
SHNK	5' Pro Shank	Pkg. of 1		\$5.00	

*SHIPPING CHARGES WITHIN THE 48 MAINLAND UNITED STATES:	MERCHANDISE TOTAL	SHIPPING CHARGE
	\$0.01 - \$15.00	\$8.00
	\$15.01 - \$30.00	\$9.00
	\$30.01 - \$50.00	\$10.00
	\$50.01 - \$80.00	\$11.00
	\$80.01 - \$100.00	\$12.00
	\$100.01 - \$200.00	\$13.00
	\$200.01 - \$300.00	\$14.00
	\$300.01 - \$400.00	\$15.00
	\$400.01 - \$500.00	\$16.00
	Over \$500.00	FREE

Product Total _____

*Shipping Charges _____

Subtotal (Product Total Plus Shipping Charges) _____

Michigan Residents and Orders Being Shipped to a
Michigan Address from Non Residents, Add 6% Sales Tax
Based On Subtotal _____

Total (Subtotal Plus Sales Tax) U. S. Funds Enclosed

*For orders being shipped outside of the 48 mainland United States, please call for shipping charges. Duties and taxes will be your responsibility.
Send THIS completed order form, along with your U.S.P.S. money order, check, (sorry, no out of country money orders or checks can be accepted),
or COMPLETE credit card information to:

Riviera Trolling Systems Incorporated
P.O. Box 507, Port Austin, MI 48467-0507

Orders will be released upon clearance of checks, please allow 2-3 weeks for delivery. Credit card orders are normally shipped within 5 business days of receipt of order.

MAILING ADDRESS (Check here _____ if this is an address change):
Name: _____
c/o: _____
Address: _____
City: _____ State: _____ ZIP: _____
Telephone: (_____) _____ - _____
E-Mail Address: _____

SHIP ORDER TO (Must have street address for UPS/FedEx delivery):
Name: _____
c/o: _____
Address: _____
City: _____ State: _____ ZIP: _____
Telephone: (_____) _____ - _____
How did you hear about us? _____

Please check:
____ Residence
____ Work
____ Other

Your mailing address MUST match the address that your credit card bill is mailed to – no exceptions.

Please check:
____ American Express
____ Discover
____ MasterCard
____ Visa

To charge your order on your American Express, Discover, MasterCard or Visa, enter your credit card number,
expiration date, card ID number and sign below, or call 989-738-5700.

Number _____ Exp. Date: _____ ID Number: _____
Signature _____

(ID Number is located on the backside of your Discover, MasterCard or Visa after your credit card number [3 Digit Code];
on American Express it is located on the front of your card usually to the upper right of your card number [4 Digit Code]).

KIDS CORNER

At Off Shore Tackle, the only thing we love more than fishing, is seeing kids enjoying fishing. If you have photos of your young people enjoying time on the water with their family and friends, e-mail the images to our editor Mark Romanack at Mark@Fishing411.net and we'll try to include them in the next edition of the Off Shore Tackle "Release" newspaper.



IT'S BEEN ANOTHER GREAT YEAR FOR FISHING 411 TV

Back in 2007 Mark Romanack and family jumped both feet into the outdoor television word with the Fishing 411 TV series. Off Shore Tackle has been the title sponsor of this educational based TV series since the start.

"The key to getting anglers to buy fishing tackle is to first teach them how to use it," says Nick DeShano of Off Shore Tackle. "The Fishing 411 TV series does an excellent job of teaching America how to get the most from each and every day on the water."

The Fishing 411 TV series broadcasts nationally on the World Fishing Network, the only purely fishing network in America. Available on most of the major cable television providers, Fishing 411 will also be available on-demand through the web provider www.carbontv.com.

"Fishing 411 TV is the "digital era" version of the outdoor communication career my dad has been involved in his whole career," says TV host Jake Romanack. "My dad has written and published thousands of magazine articles, 13 printed books on fishing and three e-books during his writing career. All of these works had one simple goal and that was to help others to be more successful in the outdoors. Fishing 411 TV takes the same approach, striving to teach others how to better understand the species they are after and the popular presentations used to catch them consistently."

Most outdoor TV shows are about entertainment, not education. "It's a sad fact that the typical outdoor TV show shares little information a fellow angler can use on the water," adds Mari Romanack. "What sets Fishing 411 apart is during the filming Mark and Jake stop fishing and take the time to explain on camera the details that are making them successful on the water."

Fishing is a game that functions on "information" and the more good information an angler has at his or her disposal, the more likely they will be successful. "The Fishing 411 or Fishing Information name perfectly sums up what this TV series is all about," adds Mari Romanack. "People respond well to the educational format because when each episode broadcasts our e-mails and social media sites literally light up with positive comments and fishing related questions."

Season 11 is currently broadcasting and filming for season 12 is already well on the way. This year fans of Fishing 411 will be treated to some amazing fishing adventures including a stellar trip to Stannard Rock where Jake boats a massive 36 pound lake trout on light tackle. To date this monster lake trout is the largest fresh water fish caught on video while filming an episode of Fishing 411 TV.

Other highlights for season 11 include a blade bait episode filmed on the walleye rich reefs of Lake Erie in Ohio waters, a trophy northern pike show featuring how to use live bait and also soft plastics, monster brook trout casting spinners, monster king salmon on Lake Ontario, big brown trout in Wisconsin and much, much more.

PUBLIC APPEARANCES

If you would like to meet the people behind Fishing 411 TV in person, Mark, Mari and Jake will be attending a host of popular outdoor, fishing and boat shows this winter. In addition to providing free daily seminars on fishing, the Fishing 411 team maintains a fully staffed and hands on product display for Off Shore Tackle.

THE WAY I SEE IT

BY: BRUCE DESHANO, THE CHAIRMAN OF THE BOARDS

Another year has passed and it did so with mixed emotions. Everyone at Off Shore Tackle worked hard to bring new products to market. The efforts produced another exceptional sales year thanks to the support of our staff and those anglers who believe in our "Made in America" products.

On a sad note, our prayers go out to the people impacted by hurricanes in Texas, the Caribbean and Florida as well as the earthquake victims in Mexico. This was a terrible burden for the residents of these areas. We hope everything gets back to normal quickly and continue to ask everyone to pray for the victims of all natural disasters.

Nick and I fished the Magnolia Crappie Club tournament in Mississippi last spring and were happy to finish 8th among all the local anglers that fish Grenada Lake. This lake is to crappie anglers what Lake Erie is to walleye anglers. Awesome numbers and huge fish. Our best was a 2.58 lb. crappie and we did not get the big fish prize! Pulling the OR38 Awesome Crappie Board was the ticket for us while using crankbaits. The lesson we learned at Grenada is not to be fooled by using tiny lures for crappie. The slab sized crappie like those oversized shad baits pulled at fast trolling speeds.

We also went to Guatemala with Steve Carlson to fish for marlin and sailfish. The fishing was fantastic and we released 38 sailfish and 4 marlin in 3 days of fishing. Everyone had so much fun, we've booked again for March of 2018. Google Casa Veja Lodge for more information on the world class big game fishing opportunities. This dream trip provided great food, secure lodging and superior boats with knowledgeable captain and crew. Our motto was "shut up and reel" LOL.

Jenna's daughter and family from England arrived for a visit and I took 5 year old Alex fishing in the yellow Ranger. He caught his first walleye and first sheepshead! He liked the sheepshead best for the fight! Imagine that. He was so proud that night when we placed a platter of fresh walleye on the table that he caught. I think we have another angler in the family.

Tournament anglers on our staff won countless events on all the major tournament trails. Our staff was also awarded several Angler of the Year and Team of the Year titles. Our amazing Pro Staff is one of the biggest reasons Off Shore Tackle is the "Leader in Trolling Technology".

We are continuing to develop new products and with the help of our Pro Staffers we are always coming up with new fishing techniques. The improved flag (already copied by some competitors) gives you the ability to fish a Tattle Flag™ and run everything from a crawler rig at .5 mph up to 300' of copper wire on the OR12 Side Planer. Now that is simply amazing! More great ideas are in the works, stay tuned in 2018 at www.offshoretackle.com. In the meantime, keep fishing and praying for America's true heroes the military, police officers, fire fighters and first responders.

PLEASE NOTE

Before using any fishing/rigging method, make sure to consult your local Department of Natural Resources fishing directory to confirm local fishing regulations.

GET ON BOARD, THE “PLANER” WAY TO CATCH MORE CRAPPIE

Continued from page 16

“The line comes through the board to the Tadpole,” Dannenmueller said. “From the Tadpole, we put out about a 4 foot leader to the lure. The longer the leader, the longer a person must pull the fish up to the boat to net it. The weight will stop someone from reeling in the line any farther. I use line counter bait casting reels loaded with 10 pound test line for pulling with planer boards.”

Under planer boards, anglers can run almost anything that might tempt a crappie. Some people pull live baits, but most prefer artificial enticements such as shad-colored crankbaits similar to those used for largemouth bass. Big crappie generally prey upon the same species that bass of similar size eat, namely threadfin shad and other baitfish.

“We like to pull crankbaits with Off Shore Tackle OR12 Side Planer boards,” Dannenmueller recommended. “We use crankbaits and other hard plastics that most people think of only as bass baits. A 3 pound crappie will eat a lot of the same prey as a 3 pound bass and will hit many of the same lures.”

Pulling crankbaits and other hard plastics usually attracts larger crappie. Small jerkbaits also entice crappie. Anglers can also pull traditional jigs, spinners and many other offerings. For more numbers, anglers might want to downsize their offerings.

Since anglers can vary the number of boards, depths fished and lines used, running planers for



Crappie pro Dan Dannenmueller shows off a nice crappie caught trolling crankbaits with the help of the Off Shore Tackle OR38 Awesome Crappie Board.

crappie could work just about anywhere at any time. This technique works particularly well for pulling baits through creek channels, around humps or over other bottom contours in major reservoirs. When fishing a drop-off, keep the boat directly over the edge whenever possible. Set some baits to run along the deep side of a drop, some to run on the shallow side and some over the edge to find where fish want to position themselves that day.

In rivers or streams, anglers could theoretically put out boards from one shoreline drop-off to the other shoreline drop and fish the entire channel. Anglers can also fish small streams and backwaters or other places simply by adjusting the line length and setup.

“When fishing river systems, getting out of the current is a major factor,” Dannenmueller said. “With most rivers, there’s some kind of movement all the time. When fishing a river, I’m always looking for eddies and places where the crappie can escape the current.”

Most professional crappie anglers specifically rig their tournament boats with fixed rod holders so they can put several rods on each side. However, many recreational anglers use the same boat for many different purposes. Fortunately, some companies sell rod holders that attach to the boat sides with clamps or by other means. Even without rod holders, anglers could hold rods and move forward slowly with gasoline or electric power. When fishing alone, an angler could secure a rod somehow and fish boards.

Whether fishing a professional tournament or just trying to put fresh fillets in the pan, crappie anglers who “get on board” might find more success just about anywhere they want to fish. Not only can anglers catch plenty fish, they can really enjoy a fun day doing it – and that’s the “planer” truth.

DISCLAIMER

Product features, opinions, and/or individual’s contact information may have changed since these articles were originally composed.

TO RELEASE OR NOT TO RELEASE

BY: MARK ROMANACK

The big debate in trolling these days focuses on the topic of in-line planer boards. The question is should an angler rig his or her boards to release or not to release? The answer might surprise you.

It’s interesting to note that Off Shore Tackle maintains a huge Pro Staff of professional tournament anglers, charter captains and TV/Video producers scattered coast to coast. The interesting part is that not all these anglers agree on the best way to rig or fish their Off Shore Tackle (OST) in-line planer boards.

THE FIXED BOARD SCHOOL OF THOUGHT

A lot of anglers feel more confident rigging their OST boards to remain fixed on the line at both the bracket and the rear of the board. “I rig my boards with an OR18 Snapper on the bracket and an OR19 (orange) attached to the wire on the Tattle Flag™ system,” says OST Pro Staffer Keith Kavajecz. “I like this system because it allows me to fish either monofilament or super lines with the same set up. Depending on how deep I need to fish, I’ll troll using either traditional 10 pound test monofilament or if I need to fish deeper, thinner 10/4 Fire line.”

Gary Parsons is another noteworthy tournament pro who prefers to set up his in-line boards so the board doesn’t release from the line. “I’m not comfortable releasing in-line boards because I don’t want to give the fish any slack line that could allow that fish to escape,” explains Parsons. “For me fishing in national tournaments, money and my reputation are on the line and every bite is potentially a critically important fish.”

ANGLERS WHO PREFER RIGGING TO RELEASE

Rigging in-line boards like the OR38 Awesome Crappie Board, OR12 Side Planer and the OR37 SST Pro Mag to release when a fish is hooked is a relatively new development in terms of trolling with in-line boards. “For a number of years now my dad and I have been rigging our boards with an OR19 (orange) on the bracket and the OR16 Pro Snap Weight Clip rigged to the wire on the Tattle Flag™” says Jake Romanack, Host of the Fishing 411 TV series. “Because we are routinely stacking as many board lines as allowed by law, we like the ability to trip a board, but keep that board pegged to the line using the rear line release. This rigging allows us to reel in a hooked fish without having to clear any other board lines. This same rigging option allows us to switch out lures and lead lengths without having to again clear other board lines.”

Rigging a board to release from the bracket, but remain pegged to the line saves time and allows anglers to fish as many lines as possible. So the question remains, why do so many anglers prefer to keep their board fixed to the line and planing to the side?

MORE INSIGHTS

The answer sometimes boils down to how many or few lines an angler may be fishing with. Tournament anglers are often limited to fishing just four lines or two per side of the boat. With just two lines per side, clearing one line to fight a fish on the other is really no big deal. Doing so virtually eliminates any chance that a fish can tangle other lines, helping in turn to keep the stress level of tournament anglers to a manageable level!

Recreational anglers and charter captains are all about fishing as many lines as the law allows. State by state the number of lines an angler can use varies, but having a few bodies on board just about guarantees six, eight, 10 or more lines are going to be used while trolling as allowed by local regulations.

Anglers also don’t agree on which rigging method keeps more fish buckled up and ultimately in the landing net. Fans of fishing a board fixed to the line argue that when a fish bites that fish is going to get zero slack that could lead to a fish escaping while fighting and landing the fish.

Proponents of rigging boards to release say that when the board releases the amount of slack line created is minimal and can be mitigated by keeping the rod tip high and tension on the board until it slides to the back of the boat and away from other board lines. “I believe in releasing my boards because I think a fixed board gives the fish too much leverage to pull against during the fight,” says Russell Gahagan of Angler’s Avenue Pro Shop. “When the board releases the fish is pulling against the stretch of the line and the flexing fishing rod. This provides enough give in the system that a hooked fish has a very difficult time gaining the leverage needed to tear free and escaping.”

Russell Gahagan targets mostly powerful fish like steelhead, king salmon, coho salmon, brown and lake trout that are notorious for their ability to jump, roll and twist themselves free of fishing tackle. Using the release method when targeting Great Lakes trout and salmon or other powerful fish like muskie, striper and trophy sized pike has a lot of merit. For anglers who are targeting smaller fish like crappie or fish not known for being tackle busters like walleye, keeping the board fixed to the line might just be the best approach.

SUMMING IT UP

In the end, what each individual angler feels works best for his or her fishing style weighs in as the absolute best approach. One of the nicest things about fishing with Off Shore Tackle boards is they can be rigged in many ways to satisfy the needs of just about every angler and every trolling need. To release or not to release might be the question, but the answer is right no matter which rigging option an angler uses.